

EMIGRATION ATTITUDES

Main Report

Prepared for:

**Ministry of Labour
and Social Policy**



September 2006

Prepared by:

**BBSS
Gallup International**

GALLUP
International

Survey Agenda

- ✓ **Survey Description**
- ✓ **Emigration Background**
- ✓ **Dimensions of the potential emigration stream**
- ✓ **Main destinations of the potential emigration stream**
- ✓ **Socio-demographic profiles**
- ✓ **Estimations of factual amount of the potential emigration stream**
- ✓ **Comparison 2001 – 2006**
- ✓ **Summary of main findings**

Survey Description

Objectives

- ✓ ***Main objectives***
 - ✓ **Measuring emigration attitudes and intentions among population of Republic of Bulgaria in age group between 15 and 60 years old.**
 - ✓ **Define dimensions and destinations of the potential emigration stream**
 - ✓ **Estimate the amount of possible emigration stream of Bulgarians to EU member-countries**

Survey Description

Methodology

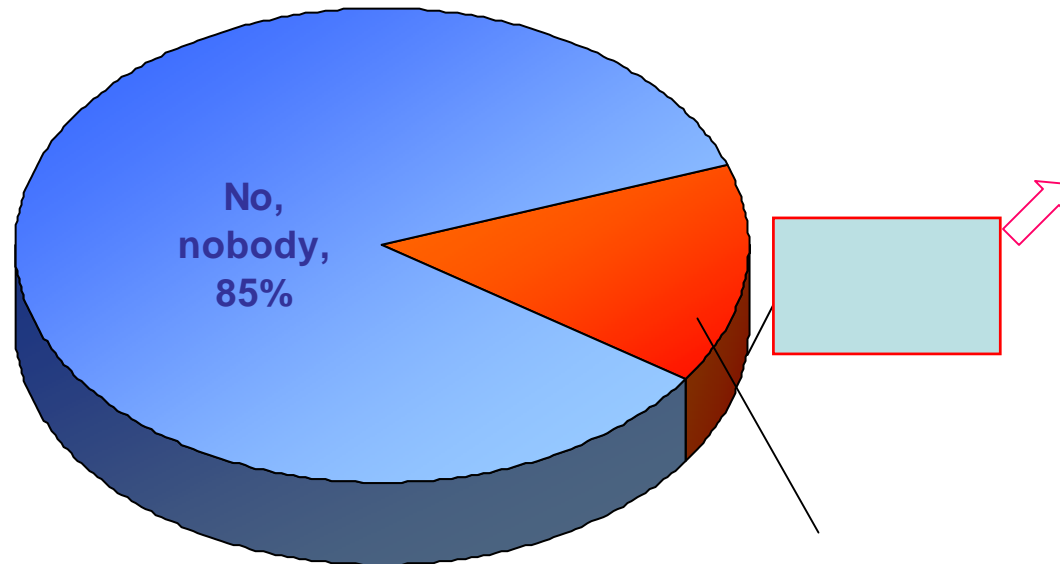
- ✓ **Sample size**
 - ✓ 2500 individuals
 - ✓ The sample is nationally representative by:
 - gender
 - age
 - ethnicity
 - employment status (social group)
 - education
 - region
 - type of settlement (urban vs. rural)
- ✓ **Methodology**
 - ✓ Face to face individual interviews in home of respondent
 - ✓ Sample method used – double clustered random probability sample
- ✓ **Period of conducting**
 - ✓ August 2006

Emigration Background

Households with member(s) who work abroad

Base: All respondents - 2500

Is there member of your family (household) who is working abroad...?



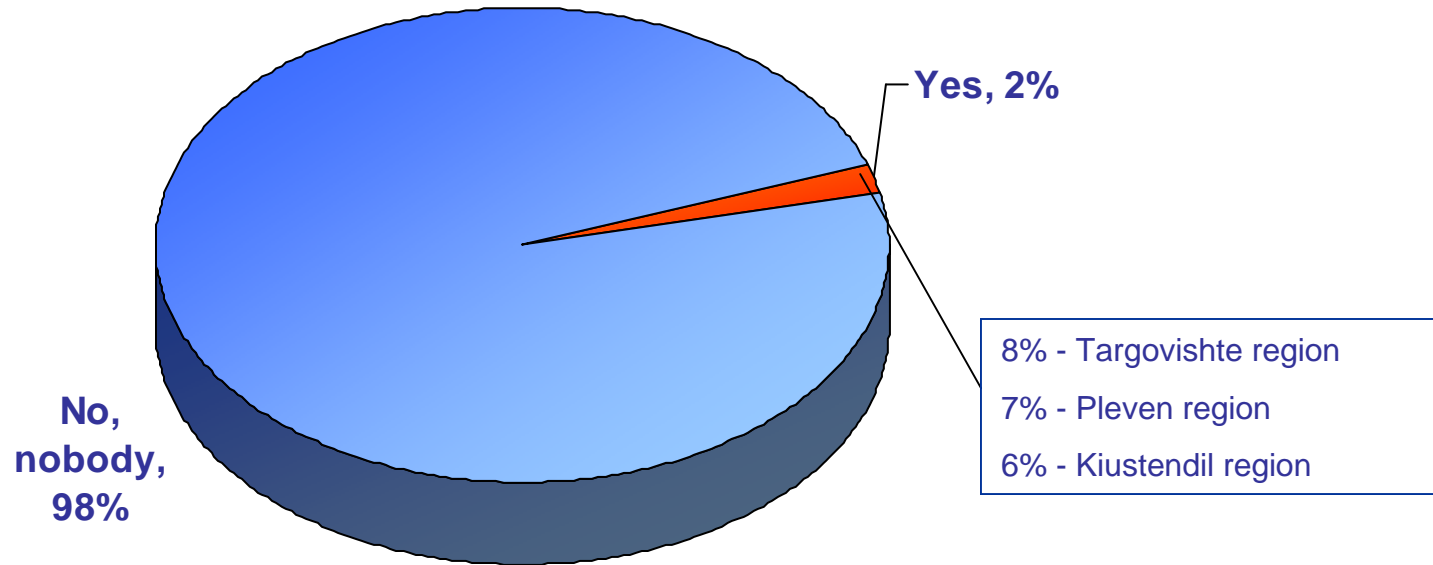
(Base: All respondents - 2500)	%
Permanently	7
Several months in a year	6
One month in a year	*
Less than a month in a year	2

57% - Kiustendil region
38% - Vidin region
33% - Sofia region

Households with member(s) who study abroad

Base: All respondents - 2500

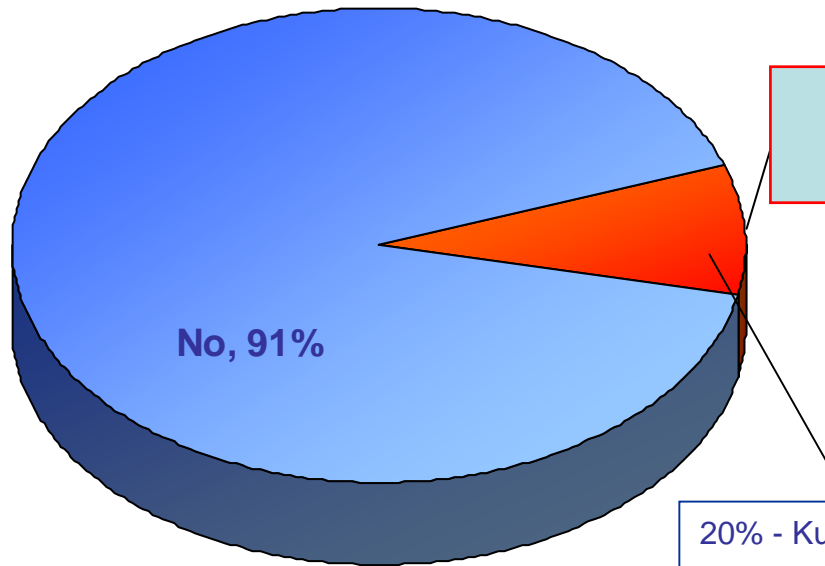
Is there member of your family (household) who is studying abroad...?



Emigration experience

Base: All respondents - 2500

Did you /personally/ work abroad...?



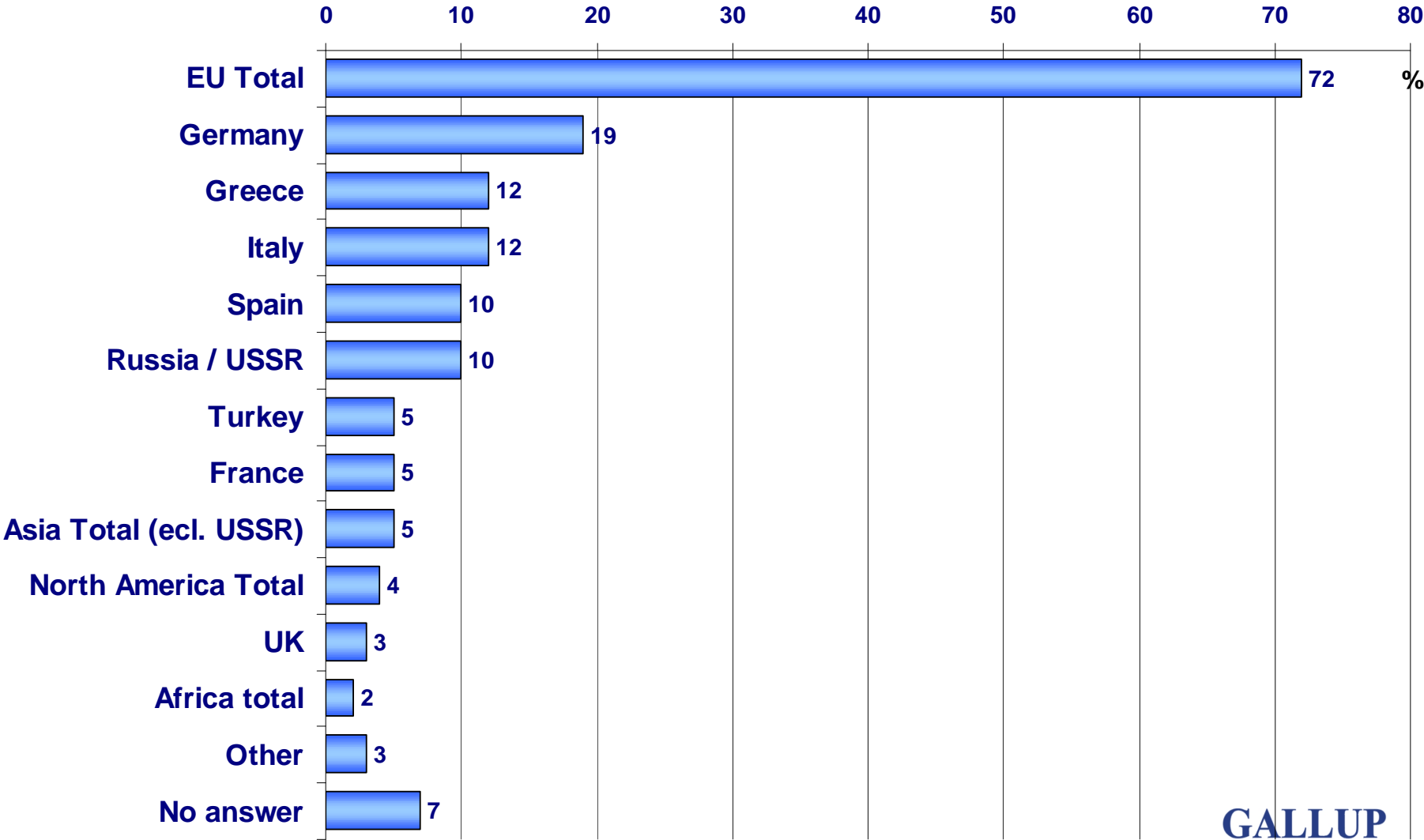
(Base: All respondents - 2500)	%
for an year or more	5
for several months	4
for a month	1
less than a month	*

20% - Kurdjali region
16% - Smolian region, Montana region
13% - Stara Zagora region, Burgas region

Emigration experience - countries

Base: All who had work abroad - 230

Where did you work?



Dimensions of the potential emigration stream

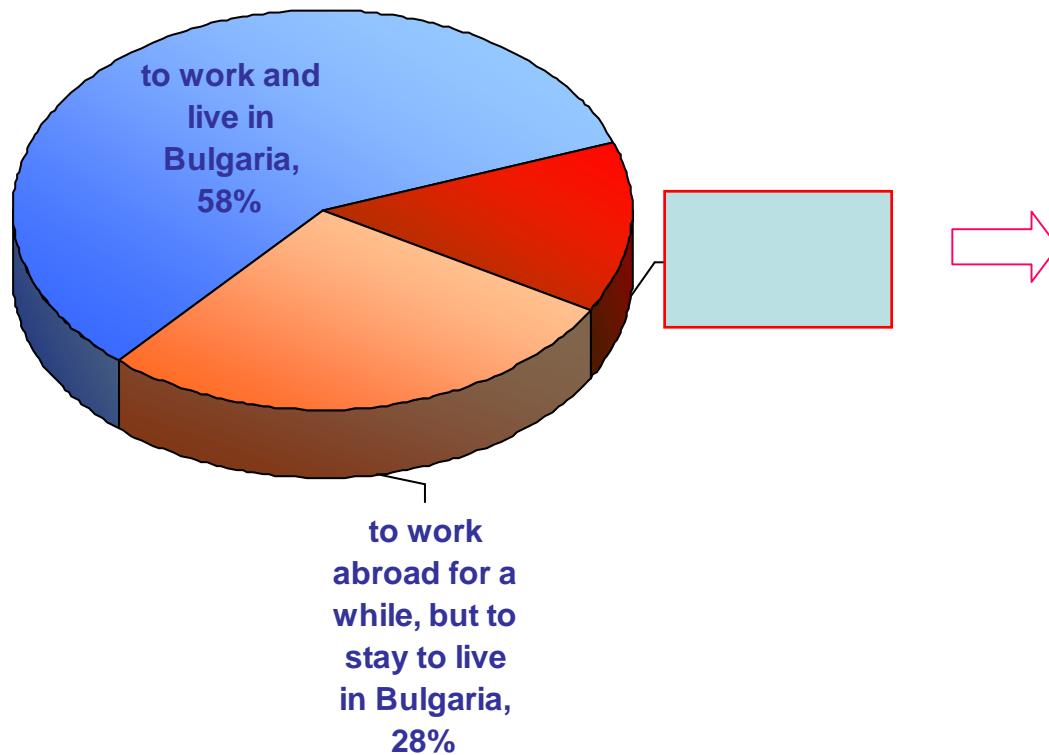
Methodological Notes

- ✓ In order to reach more detailed conclusions, respondents were separated in groups.
- ✓ In the beginning were defined two main “screening” indications:
 - ✓ for eligibility of respondents – those who intend to stay/travel abroad for at least one month.
 - ✓ for forming of universe of potential emigrants – those who declare wish and inclination to stay and/or work abroad.
- ✓ Eligible respondents who don’t declare wish and inclination to stay and/or work abroad, but only desire to travel formed the group of so called “tourists” or “guests”.
- ✓ After that, respondents within “emigration universe” were divided into two main groups: “Long-term emigration” and “Short-term emigration”, accordingly to declared period of stay abroad.
- ✓ Into Long-term external migration group were included all respondents who intend to stay abroad above one year. Those respondents were divided additionally into two subgroups – “settlers” and “labour emigration”.
 - ✓ First subgroup (“settlers”) includes respondents who declare wish to leave off Bulgaria and also respondents who declare that they prefer to live and work/study abroad.
 - ✓ Second subgroup (labour emigration) includes respondents who declare wish to work or study abroad for more than one year, but prefer to return and live in Bulgaria – they do not declare wish to live abroad.
- ✓ Into Short-term external migration group were included all respondents who intend to stay abroad for up to one year and do not declare wish to live abroad.

Overall emigration attitudes (1)

Base: All respondents - 2500

I would prefer ...



Probability to stay abroad for more than one month

(Base: All who prefer to work and live abroad - 342)

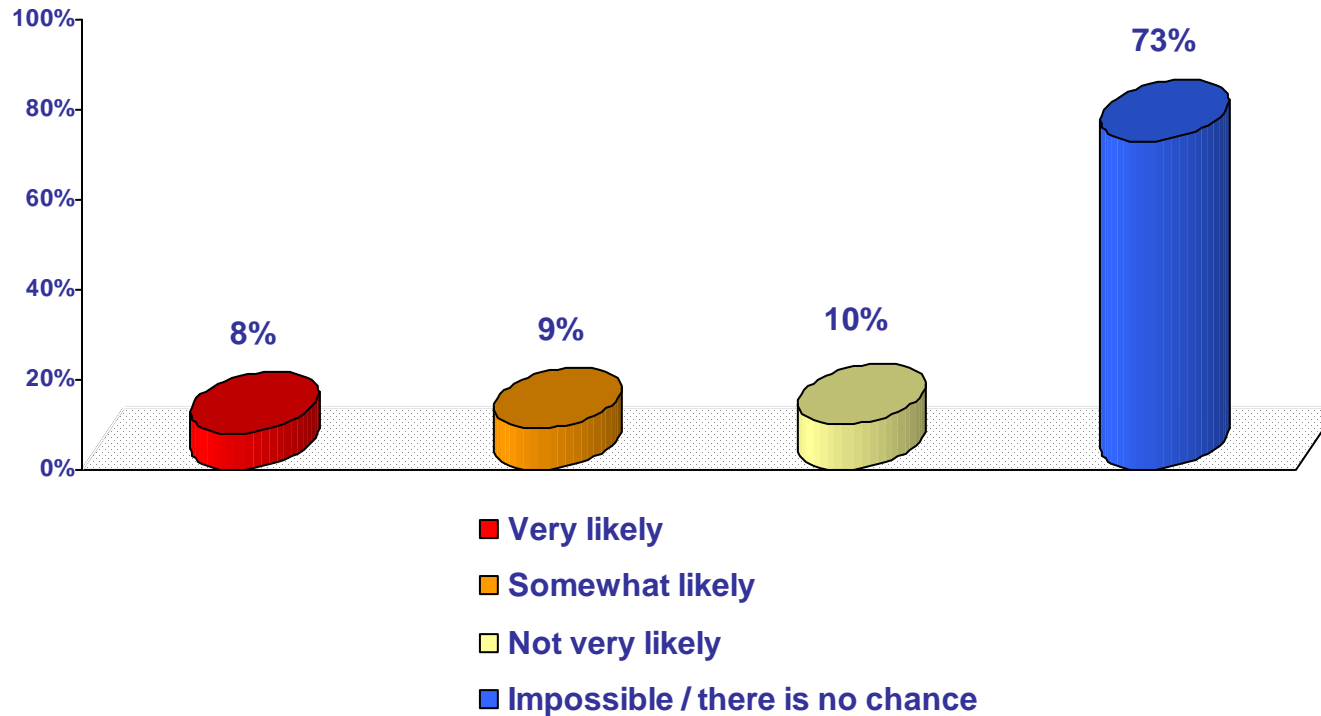
	%
Very likely	23
Somewhat likely	18
Not very likely	16
Impossible	43

8% of all respondents declared wish to work and live abroad and in the same time find possibility to stay abroad

Overall emigration attitudes (2)

Base: All respondents - 2500

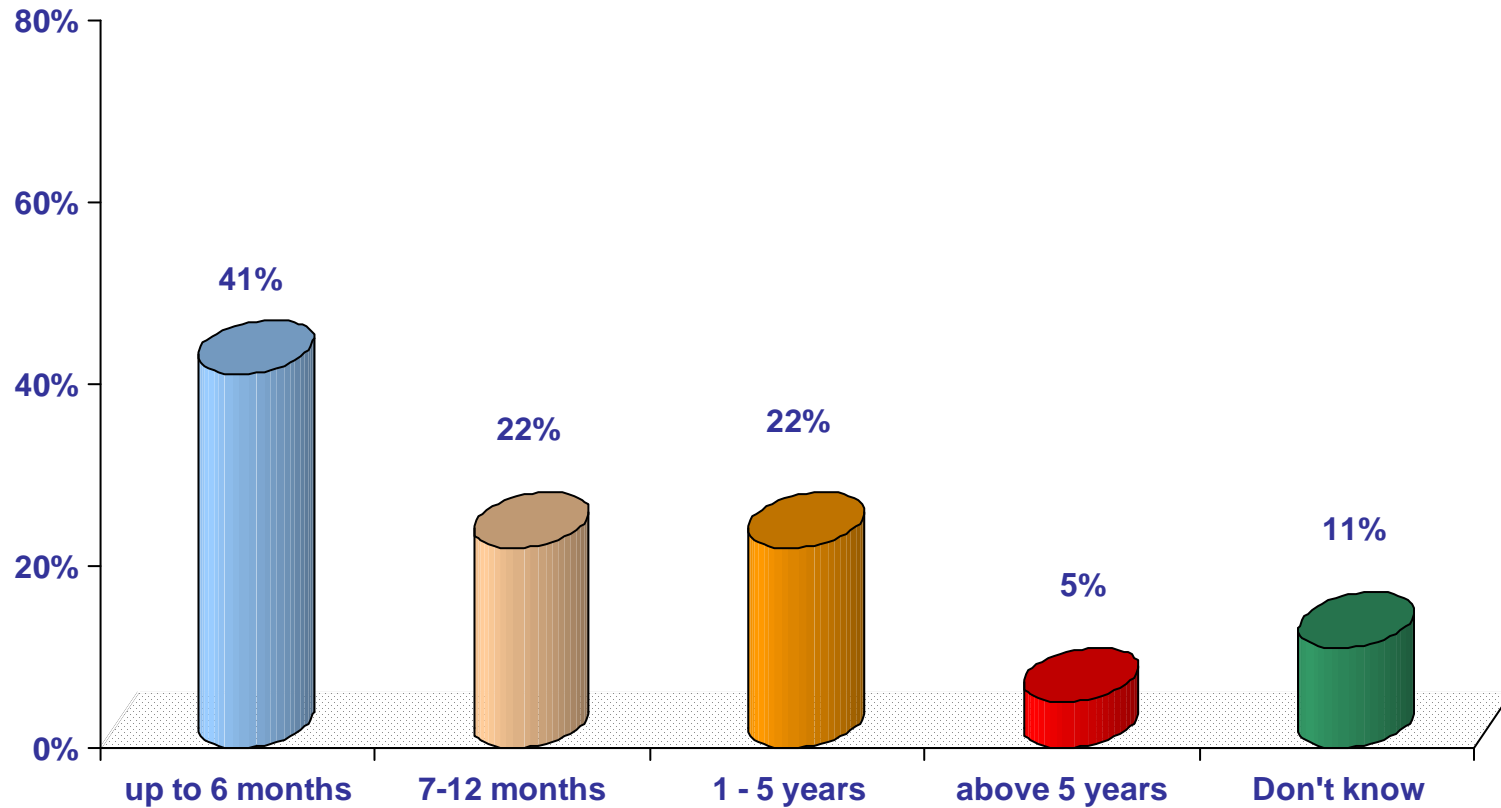
Probability to stay abroad above one month



More than 70% of Bulgarians have no any intention to leave Bulgaria

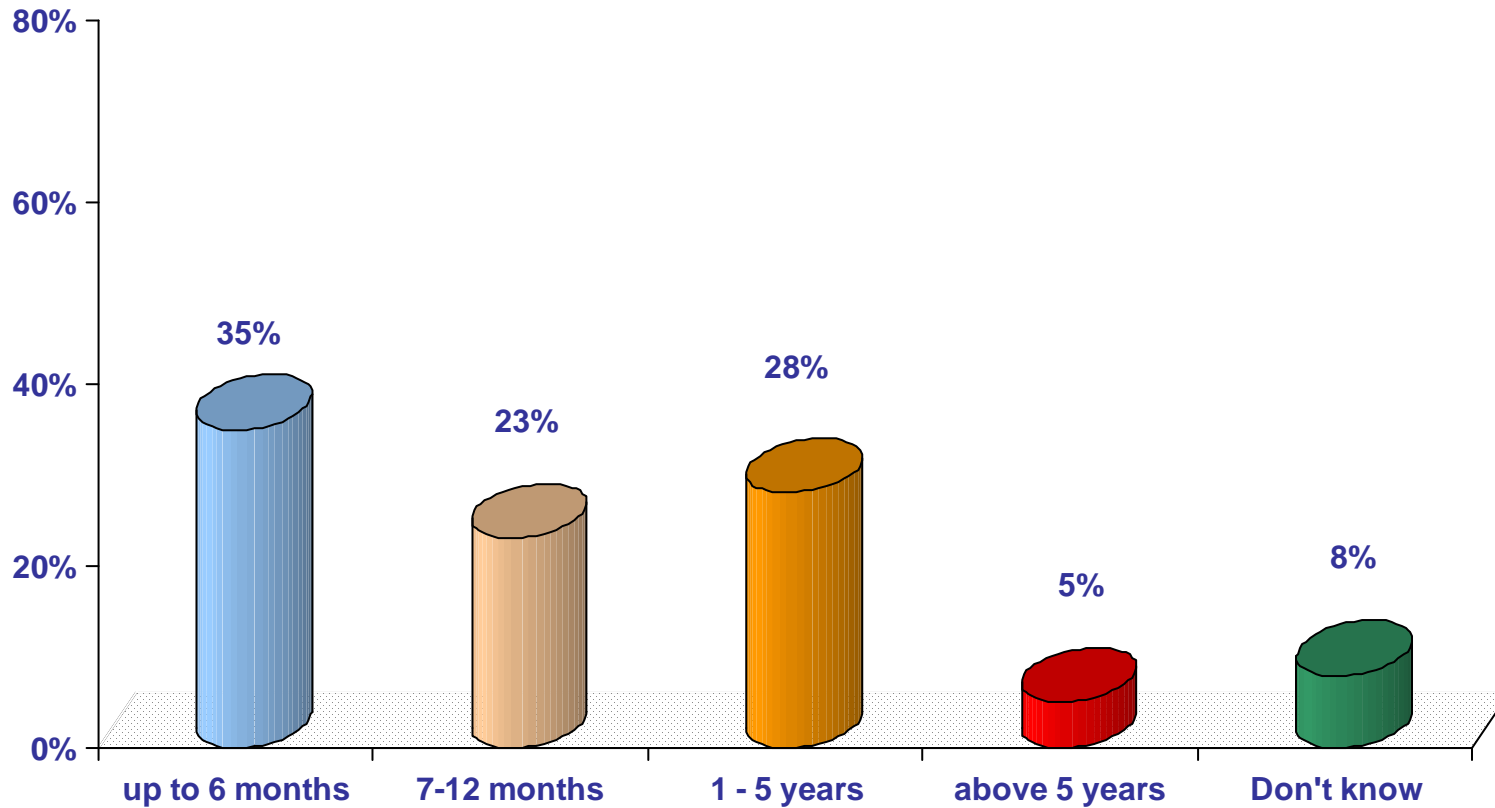
Declared periods of stay abroad

Base: All who find likely to stay abroad above 1 month - 664





Declared periods of stay abroad (Potential emigrants)

Base: All potential emigrants - 520



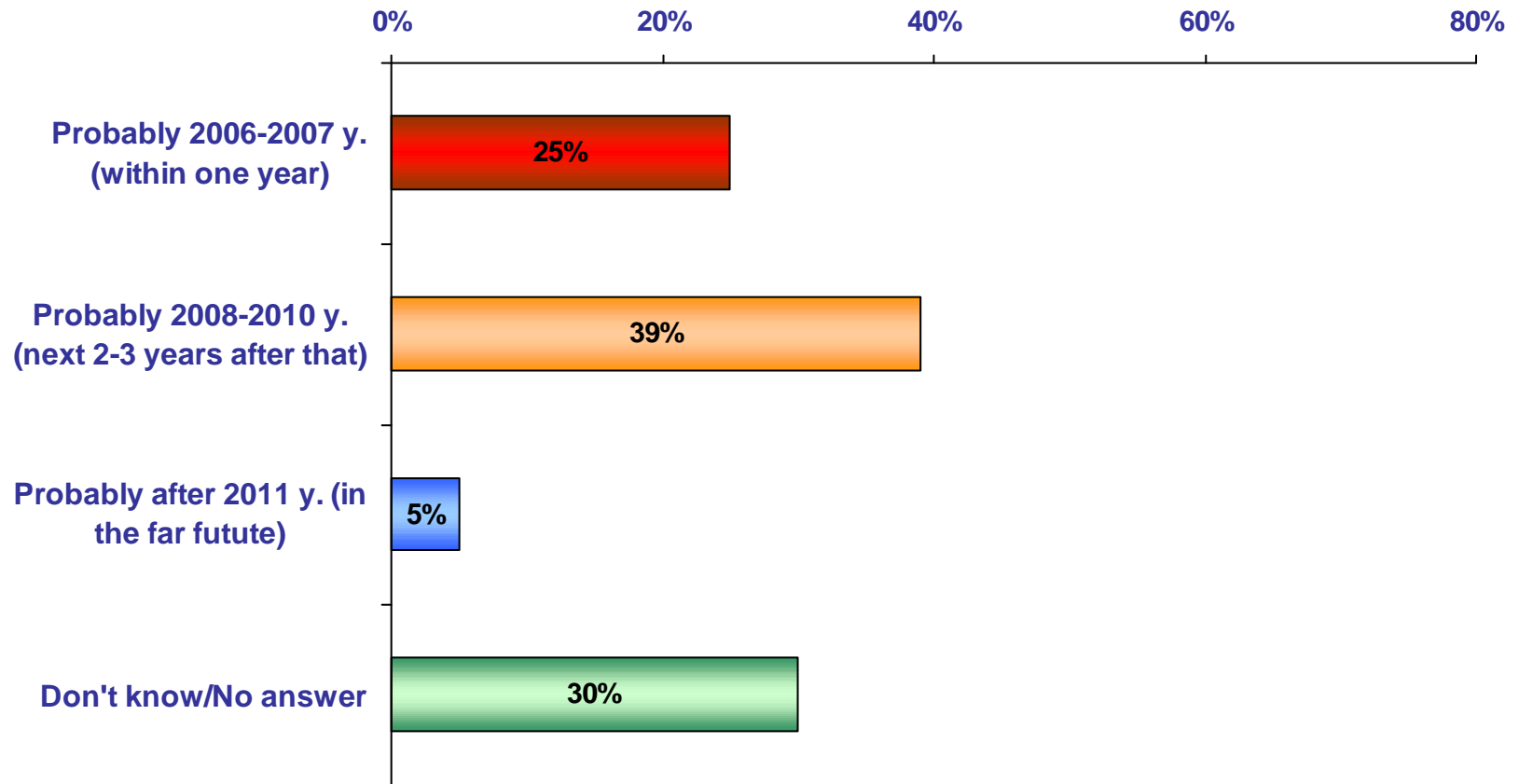
Declared periods of stay abroad (Main sample* vs. Potential emigrants)

%	Main Sample*	All potential emigrants	Long-term emigration		Short-term emigration
			Settlers	Labour emigrants	
Bases:	664	520	196	91	234
up to 6 months	41	35	22	0	
7-12 months	22	23	20	0	
1 - 5 years	22	28	31		0
more than 5 years	5	5	13	4	0
Don't know	11	8	13	0	8

* **Main sample** – All eligible respondents, i.e. those who intend to stay abroad above one month

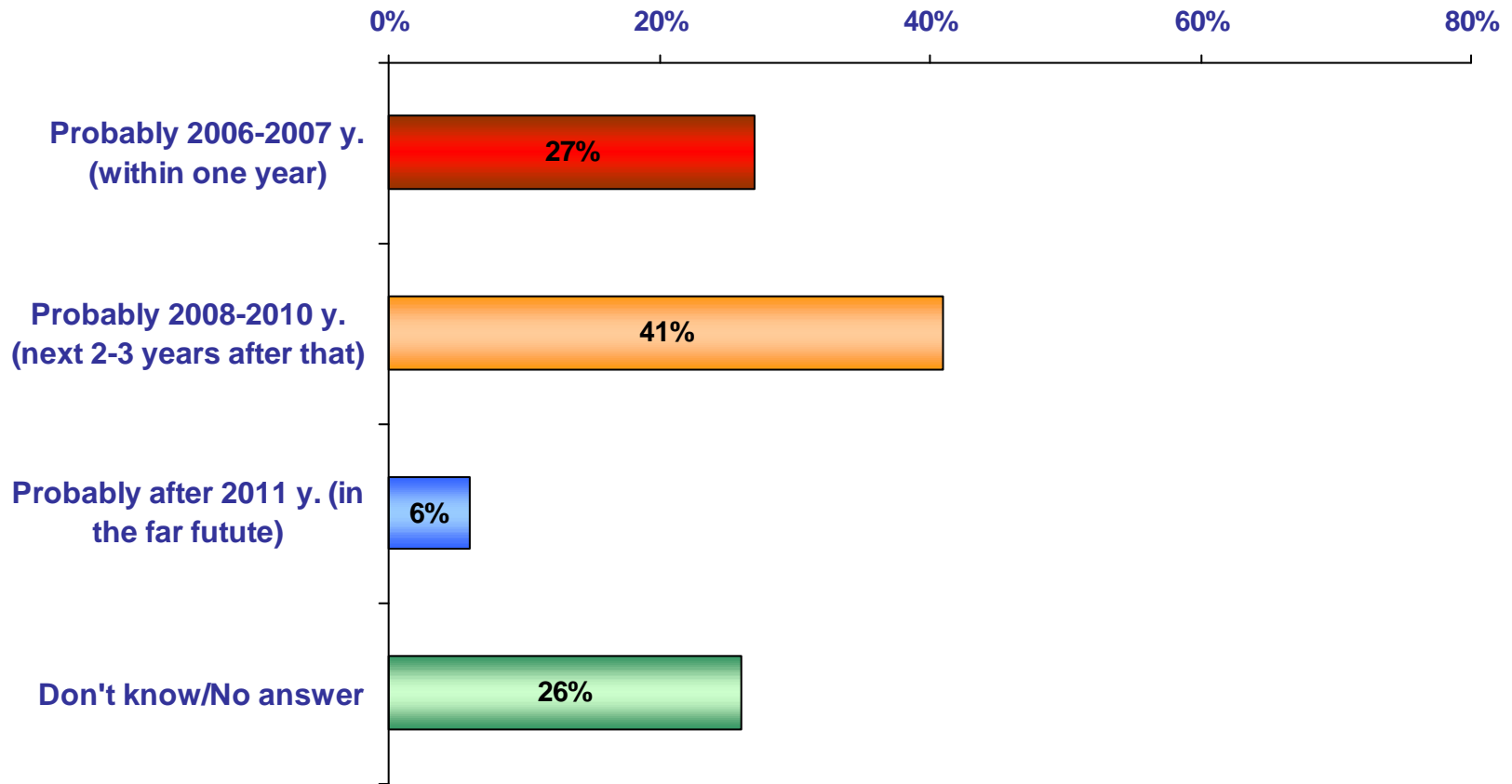
Probable time of departure

Base: All who find likely to stay abroad above 1 month - 664





Probable time of departure (Potential emigrants)

Base: All potential emigrants - 520



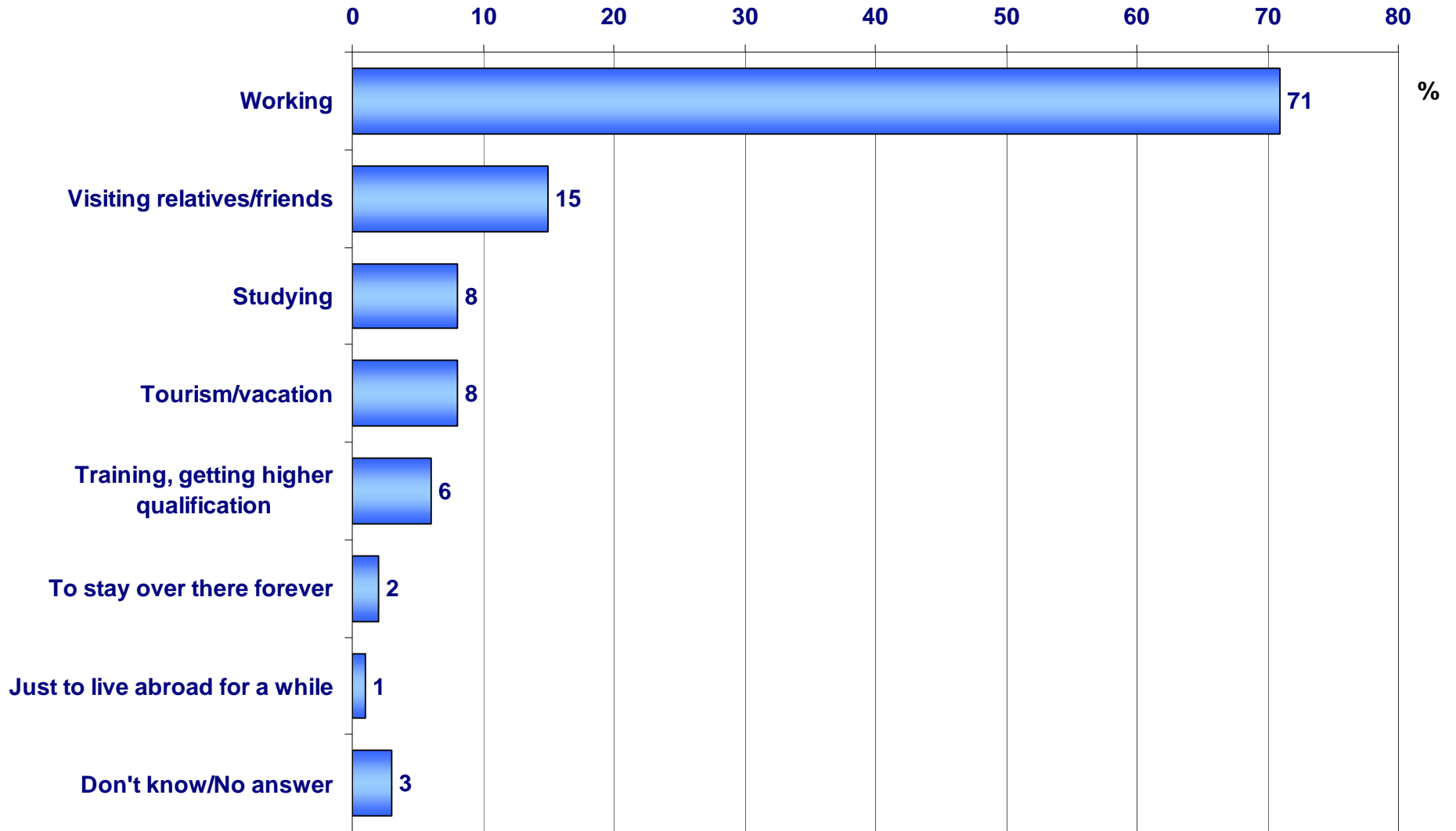
Probable time of departure (Main sample* vs. Potential emigrants)

%	<i>Bases:</i>	<i>Main Sample*</i>	<i>All potential emigrants</i>	<i>Long-term emigration</i>		<i>Short-term emigration</i>
				Settlers	Labour emigrants	
				664	520	
Probably 2006-2007 y. (within one year)		25	27	28	11	
Probably 2008-2010 y. (next 2-3 years after that)		39	41	43		33
Probably after 2011 y. (in the far future)		5	6	8	8	3
Don't know/No answer		30	26	21	25	32

* **Main sample** – All eligible respondents, i.e. those who intend to stay abroad above one month

Main purposes of staying abroad

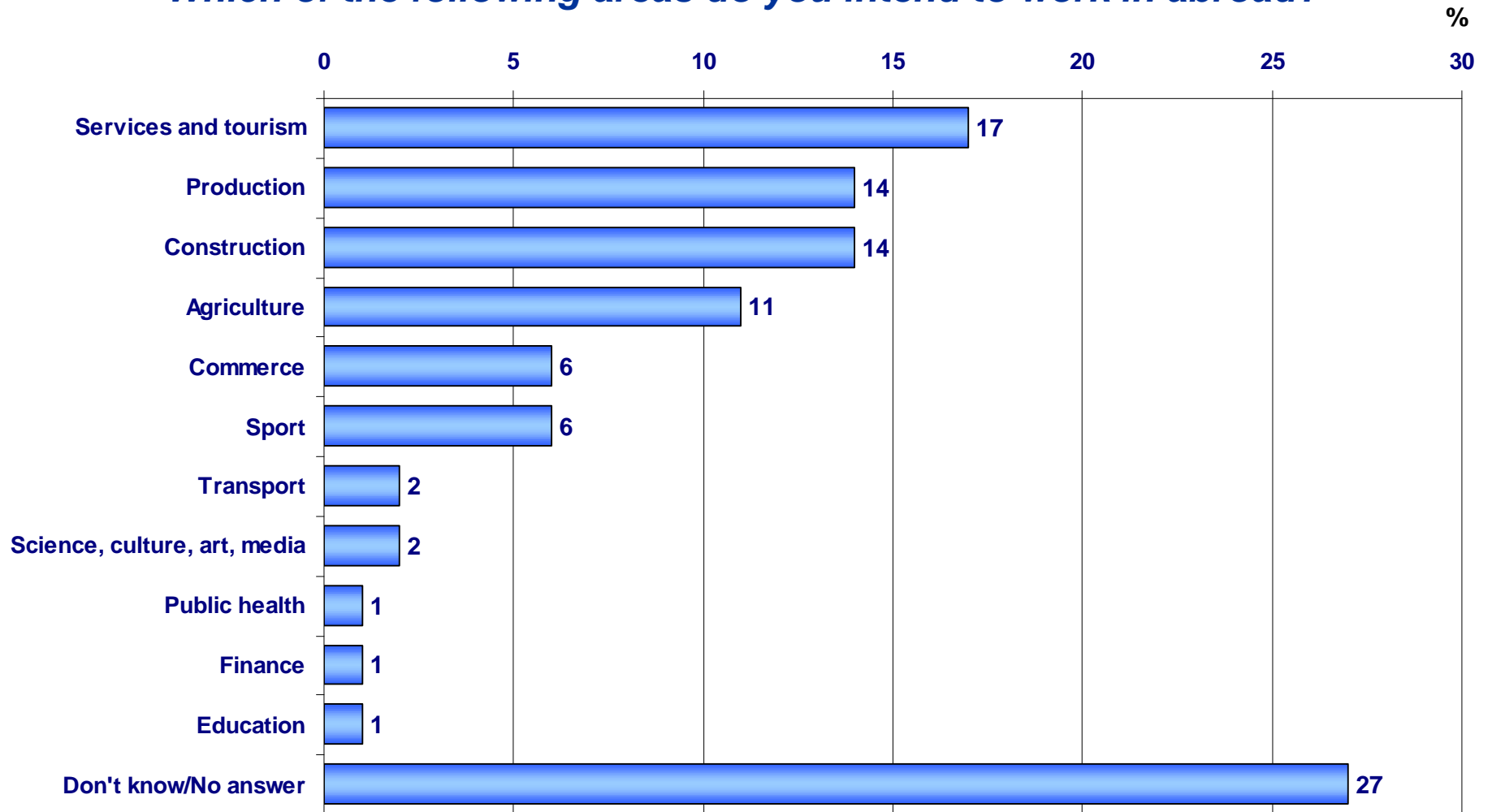
Base: All who find likely to stay abroad above 1 month - 664



Main economic areas requested

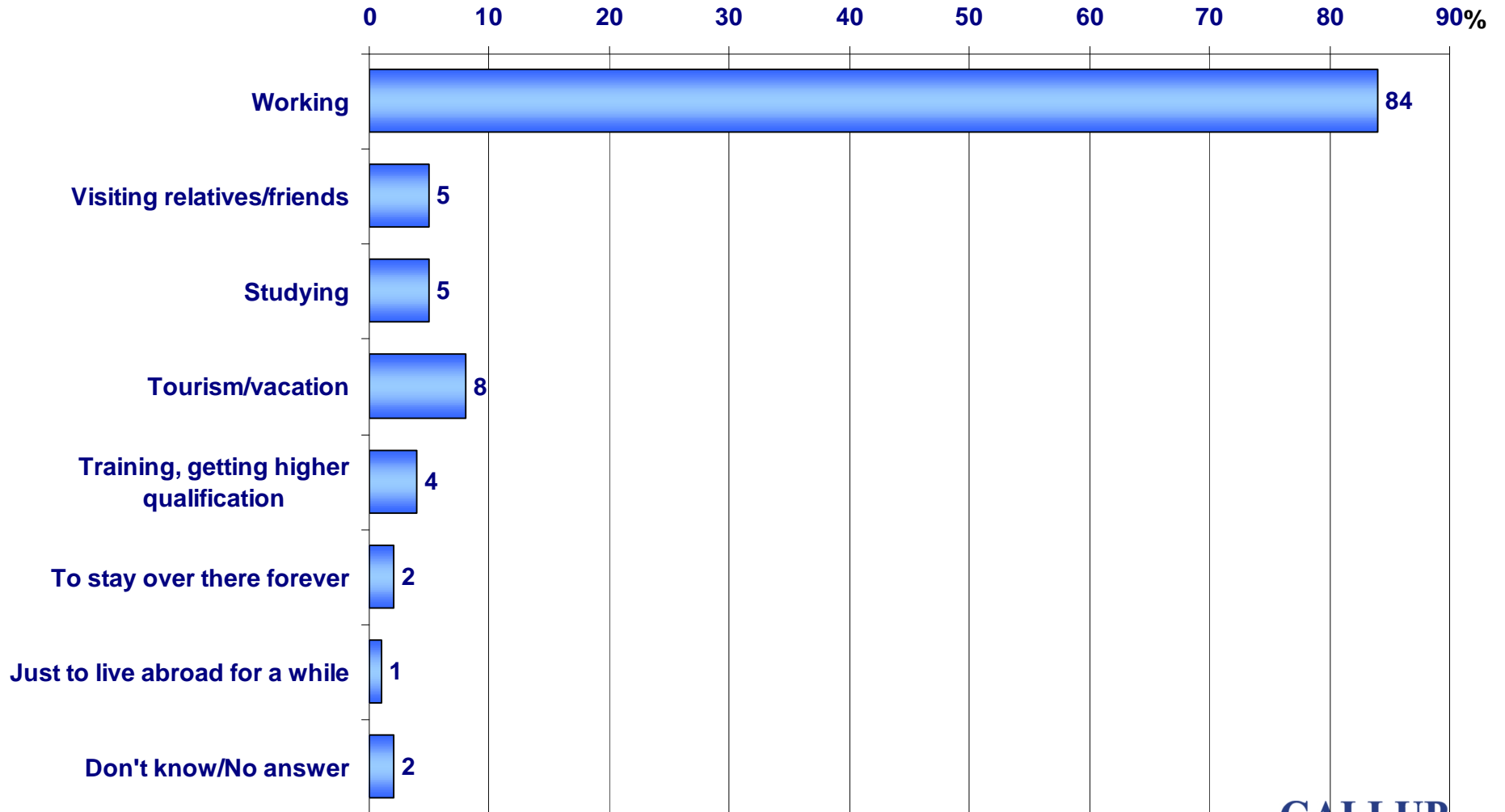
Base: All who intend to work abroad - 467

Which of the following areas do you intend to work in abroad?



Main purposes of staying abroad (Potential emigrants)

Base: All potential emigrants - 520

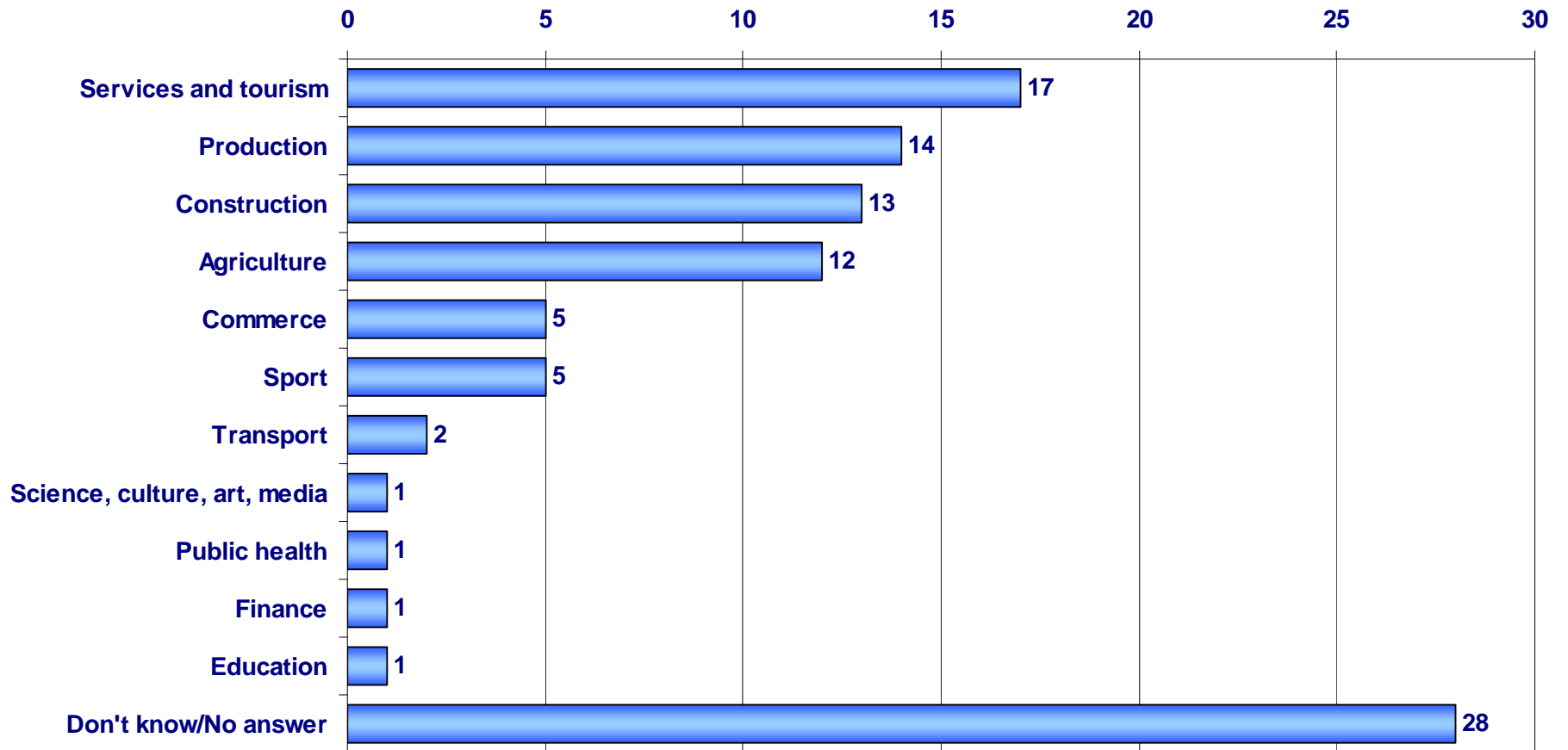


Main economic areas requested (Potential emigrants)

Base: All potential emigrants who intend to work abroad - 438

%

Which of the following areas do you intend to work in abroad?






Main purposes of staying abroad (Main sample* vs. Potential emigrants)

%	Main Sample*	All potential emigrants	Long-term emigration		Short-term emigration
			Settlers	Labour emigrants	
Bases:	664	520	196	91	234
Working	71	5	5	0	8
Visiting relatives/friends	15	5	1	2	10
Studying	8	8	5	7	4
Tourism/vacation	8	4	0	0	6
Training, getting higher qualification	6	2	1	0	0
To stay over there forever	2	1	1	0	2
Just to live abroad for a while	1	2	0	4	3
Don't know/No answer	3	2	0	4	3

* **Main sample** – All eligible respondents, i.e. those who intend to stay abroad above one month

Main economic areas requested (Main sample* vs. Potential emigrants)

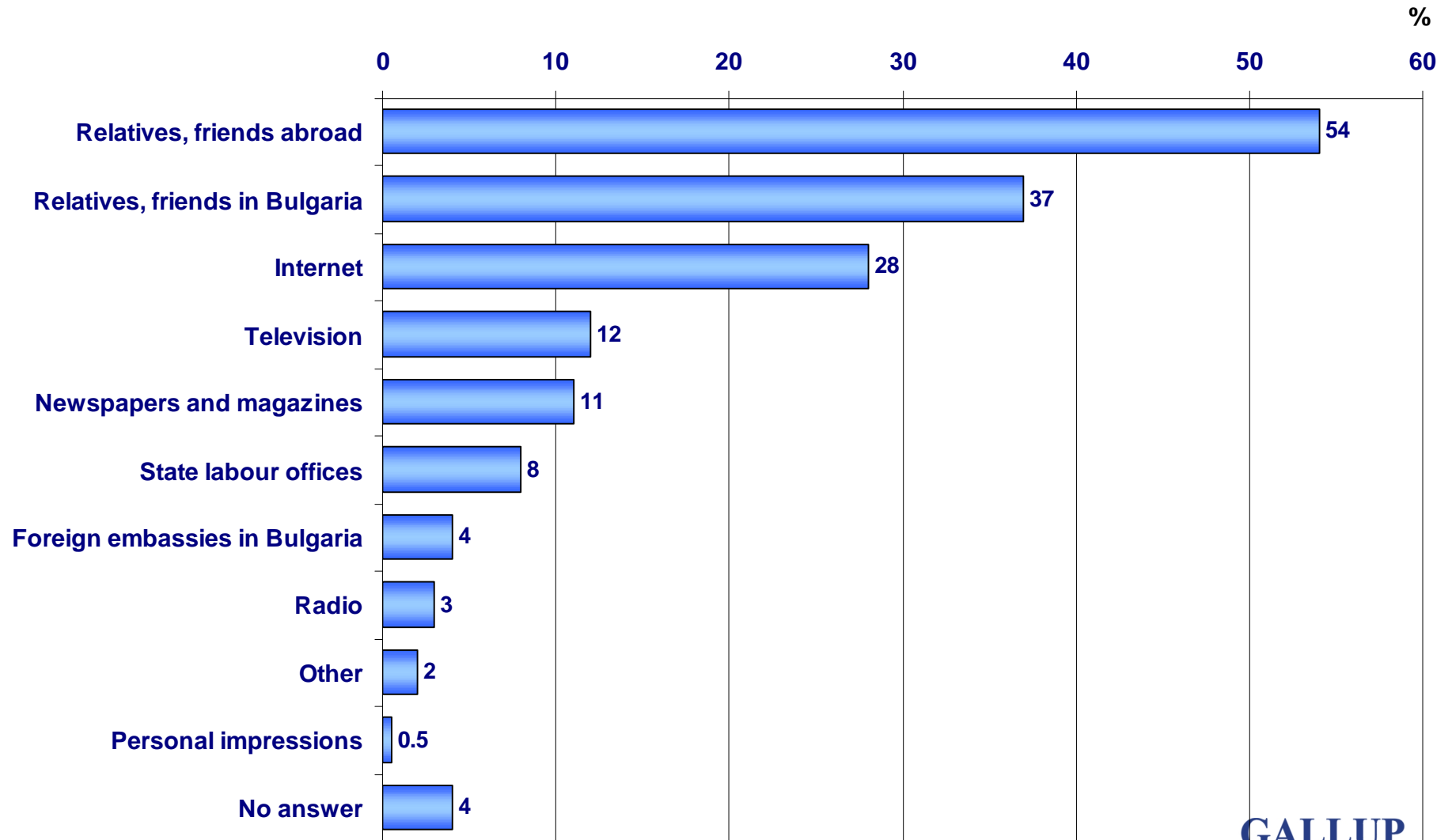
%	Main Sample*	All potential emigrants	Long-term emigration		Short-term emigration
			Settlers	Labour emigrants	
Bases**:	467	438	179	71	189
Services and tourism	17	17		13	14
Production	14	14	17	14	11
Construction	14	13	10	16	15
Agriculture	11	12	8	5	
Commerce	6	5	4	4	6
Sport	6	5	6		1
Transport	2	2	2	0	2
Science, culture, art, media	2	1	0	2	2
Public health	1	1	2	0	1
Finance	1	1	0	2	1
Education	1	1	1	2	0
Don't know/No answer	27	28	28	30	28

* **Main sample** – All eligible respondents, i.e. those who intend to stay abroad above one month

** **Bases** – All who intend to work abroad within respective groups

Main sources of information about legal opportunities for living and working abroad

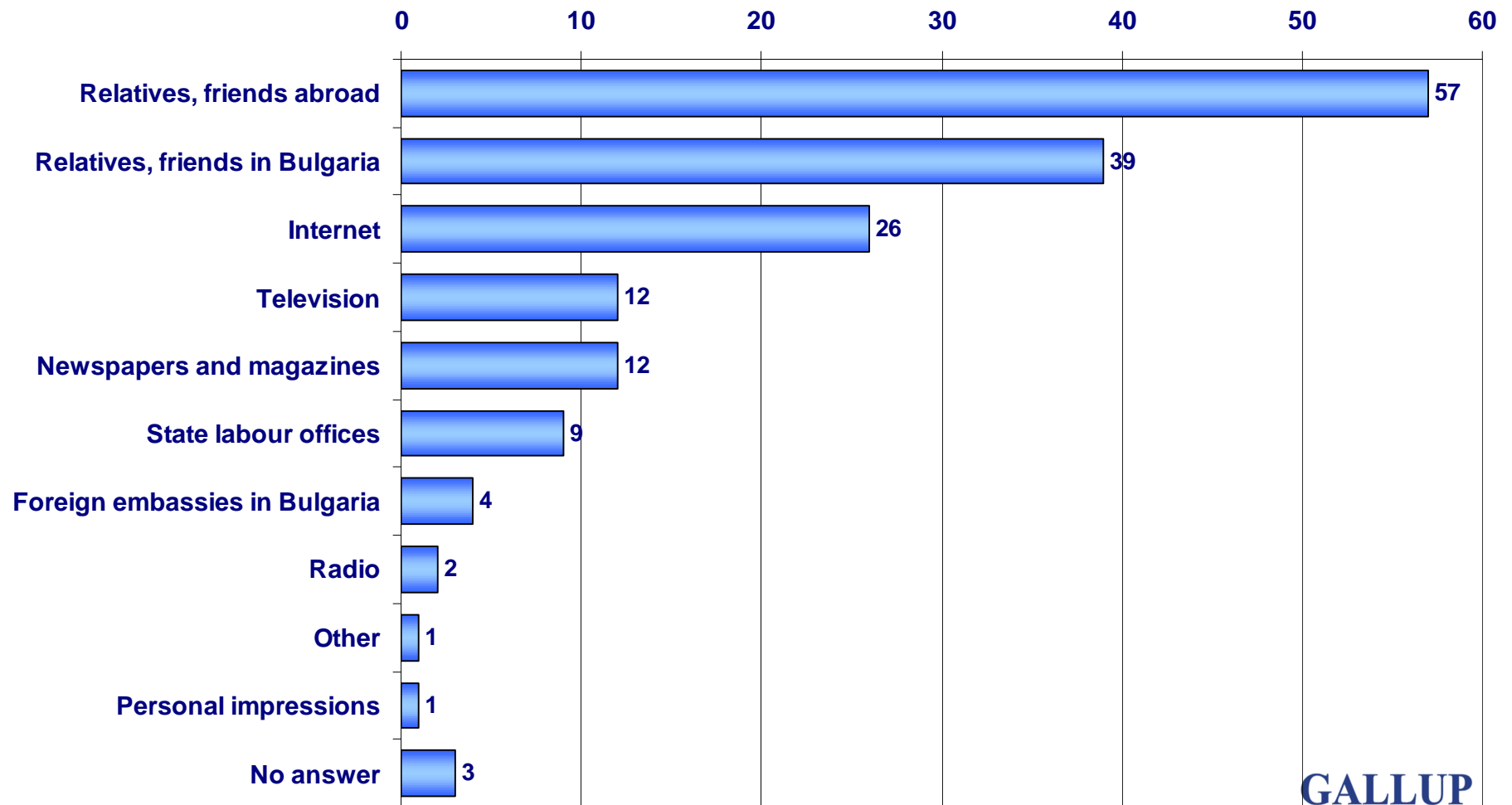
Base: All who find likely to stay abroad above 1 month - 664








Main sources of information about legal opportunities for living and working abroad (Potential emigrants)

Base: All potential emigrants – 520

%



Main sources of information about legal opportunities for living and working abroad (Main sample* vs. Potential emigrants)

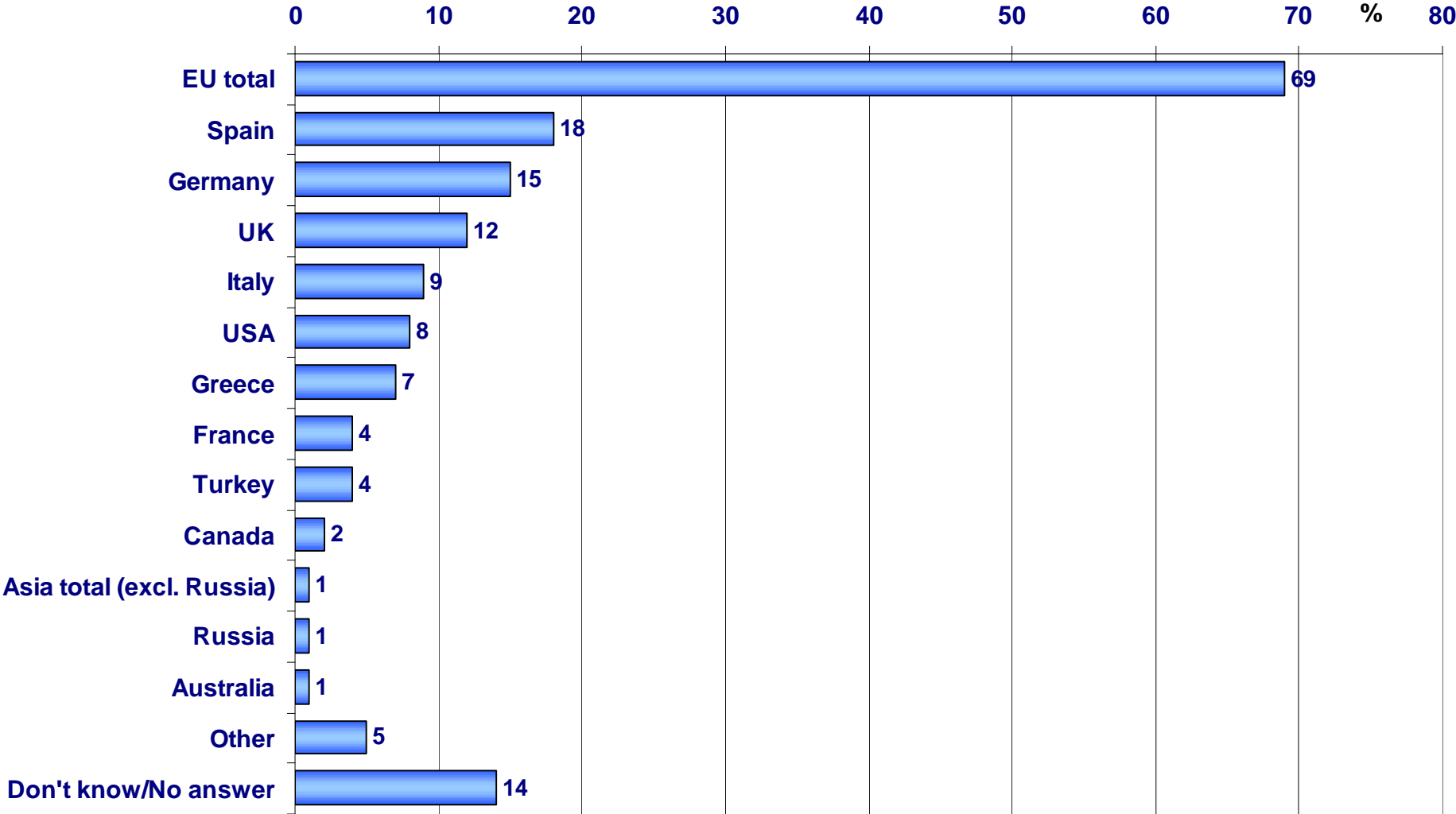
%	Main Sample*	All potential emigrants	Long-term emigration		Short-term emigration
			Settlers	Labour emigrants	
Bases:	664	520	196	91	234
Relatives, friends abroad	54	57	58	53	57
Relatives, friends in Bulgaria	37	39		31	37
Internet	28	26	23		24
Television	12	12	8	14	14
Newspapers and magazines	11	12		8	11
State labour offices	8	9	9		6
Foreign embassies in Bulgaria	4	4	2		2
Radio	3	2	1	5	2
Other	2	1	0	0	3
Personal impressions	*	1	0	0	1
No answer	4	3	0	7	3

* **Main sample** – All eligible respondents, i.e. those who intend to stay abroad above one month

Destinations of the potential emigration stream

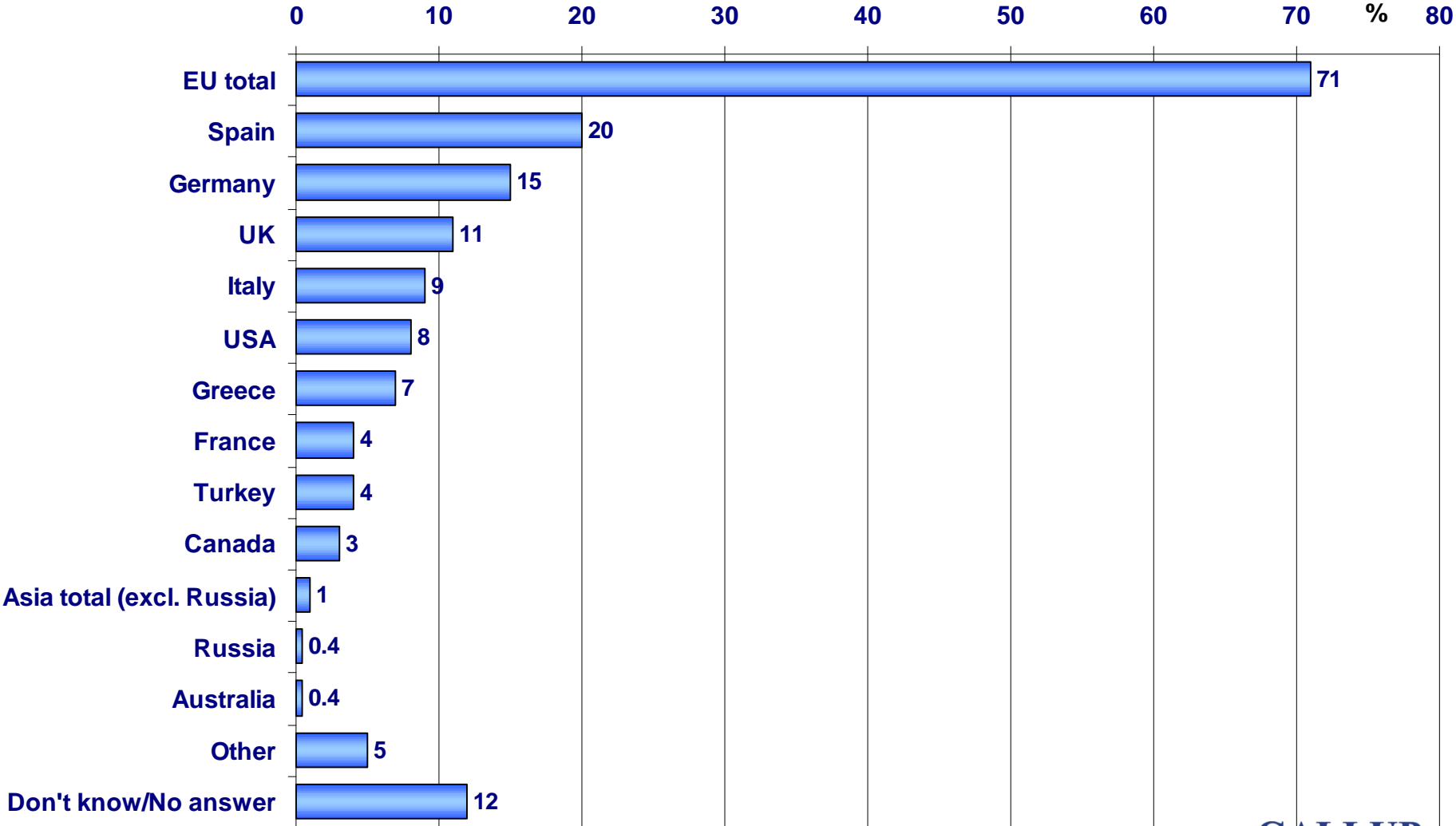
Main destinations – first mentions

Base: All who find likely to stay abroad above 1 month - 664



Main destinations – first mentions (Potential emigrants)

Base: All potential emigrants - 520



Main destinations – first mentions

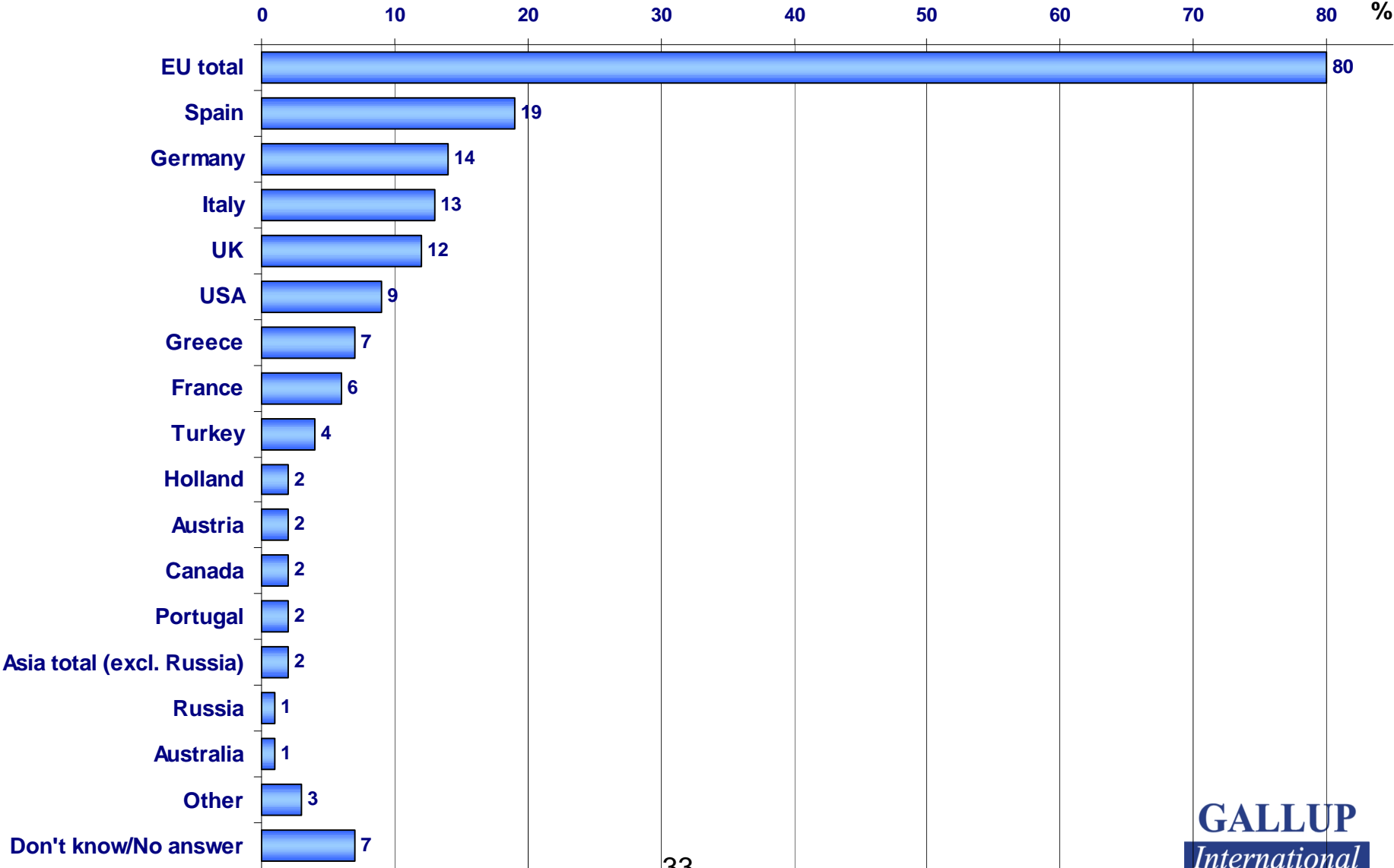
(Main sample* vs. Potential emigrants)

%	<i>Main Sample*</i>	<i>All potential emigrants</i>	<i>Long-term emigration</i>		<i>Short-term emigration</i>
			Settlers	Labour emigrants	
<i>Bases:</i>	664	520	196	91	234
EU total	69	71	70	74	71
Spain	18	20	22	21	17
Germany	15	15	15	14	15
UK	12	11	9	16	12
Italy	9	9	10	4	11
USA	8	8	11	9	5
Greece	7	7	8	7	5
France	4	4	4	3	5
Turkey	4	4	4	2	5
Canada	2	3	4	2	2
Asia total (excl. Russia)	1	1	1	2	2
Russia	1	0.4	1	0	0
Australia	1	0.4	1	0	0
Other	5	5	2	10	8
Don't know/No answer	14	12	9	9	15

* **Main sample** – All eligible respondents, i.e. those who intend to stay abroad above one month

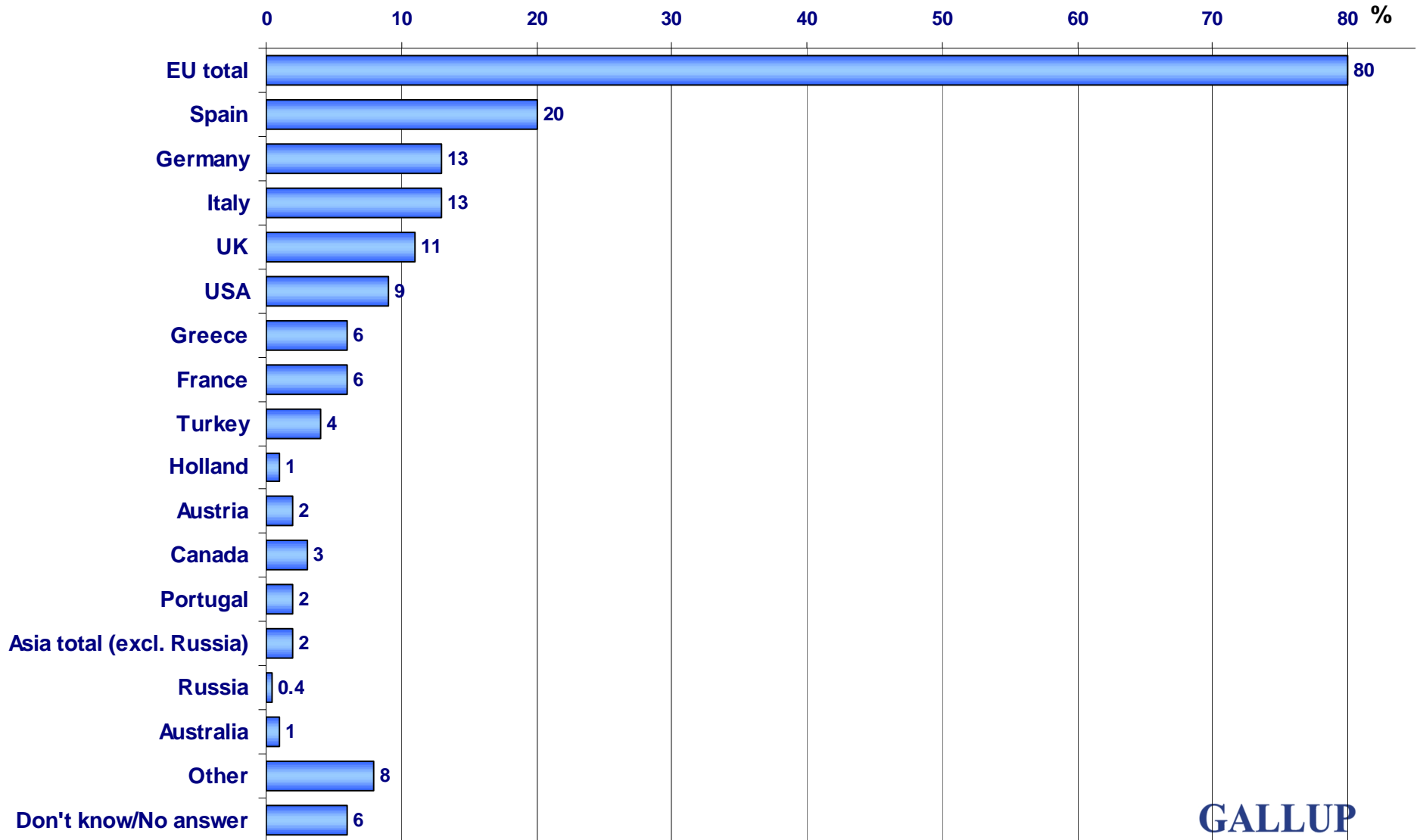
Main destinations – all mentions

Base: All who find likely to stay abroad above 1 month - 664



Main destinations – all mentions (Potential emigrants)

Base: All potential emigrants - 520



Main destinations – all mentions

(Main sample* vs. Potential emigrants)

	%	<i>Bases:</i>	Main Sample*	All potential emigrants	Long-term emigration		Short-term emigration
					Settlers	Labour emigrants	
			664	520	196	91	234
EU total			80	80	79	81	82
Spain			19	20	22	18	20
Germany			14	13	14	13	13
Italy			13	13	15	11	13
UK			12	11	12	13	10
USA			9	9	11	8	7
Greece			7	6	7	6	6
France			6	6	6	7	6
Turkey			4	4	3	3	5
Holland			2	1	2	1	1
Austria			2	2	1	3	2
Canada			2	3	3	3	2
Portugal			2	2	0	1	4
Asia total (excl. Russia)			2	2	1	4	1
Russia			1	0.4	1	0	0
Australia			1	1.0	2	1	1
Other			3	8	3	6	9
Don't know/No answer			7	6	5	4	8

* **Main sample** – All eligible respondents, i.e. those who intend to stay abroad above one month

Socio-demographic profiles of the potential emigrants

Socio-demographic profiles (1)

%		Total sample	Main Sample*	All potential emigrants	Long-term emigration		Short-term emigration	Tourists / guests
					Settlers	Labour emigrants		
Bases:		2500	664	520	196	91	234	144
Gender	Male	48	55	56	55	57	56	51
	Female	52	45	44	45	43	44	49
Age groups	15 - 17	5	10	11	9	16	9	4
	18 - 24	14	25	25	28	26	23	22
	25 - 29	10	15	15	12	18	15	15
	30 - 34	9	9	10	10	4	13	5
	35 - 39	12	12	12	18	12	8	9
	40 - 44	11	11	11	13	11	10	9
	45 - 49	11	9	9	5	8	13	7
	50 - 54	12	6	4	3	3	6	14
55 - 60	15	5	2	2	0	3	14	
Ethnicity	Bulgarian	82	81	79	78	90	77	86
	Turk	11	11	10	9	4	14	11
	Roma / gipsy	5	6	7	11	4	6	1
	Other	3	2	3	2	1	4	2

* **Main sample** – All eligible respondents, i.e. those who intend to stay abroad above one month

Socio-demographic profiles (2)

%		Total sample	Main Sample*	All potential emigrants	Long-term emigration		Short-term emigration	Tourists / guests
					Settlers	Labour emigrants		
<i>Bases:</i>		2500	664	520	196	91	234	144
Employment	Working	60	54	51	48	54	53	64
	Student	12	24	25	25	36	21	19
	Nonworking	5	3	4	5	4	2	3
	Enemployed	15	17	19	19	6	23	10
	Retired	8	2	1	2	0	1	4
Education	Higher	21	17	14	11	14	16	28
	Secondary	53	53	53	56	54	49	57
	Primary	26	30	33	33	33	35	16
Type of residence	Village	26	21	22	16	8	31	19
	Town	22	24	24	22	23	26	23
	City	35	40	41	49	50	31	37
	Capital	18	15	13	12	19	12	21

* **Main sample** – All eligible respondents, i.e. those who intend to stay abroad above one month

Socio-demographic profiles (3)

%		Total sample	Main Sample*	All potential emigrants	Long-term emigration		Short-term emigration	Tourists / guests
					Settlers	Labour emigrants		
<i>Bases:</i>		2500	664	520	196	91	234	144
Personal income	Up to 160 BGN	35	34	35	36	25	39	28
	161-300 BGN	30	26	26	26	29	25	24
	301-500 BGN	15	12	11	12	8	12	16
	501 BGN +	3	4	4	4	8	1	5
	Refuse	18	24	23	22	31	22	27
Household income	Up to 160 BGN	7	5	6	8	4	5	4
	161-300 BGN	16	15	17	17	13	18	10
	301-500 BGN	27	25	25	25	21	25	26
	501-750 BGN	16	12	13	16	8	13	8
	751 BGN +	14	16	15	12	26	12	25
Refuse	21	26	26	23	28	27	27	
Religion	Orthodox	78	77	74	70	89	72	83
	Muslim	13	13	13	12	8	17	10
	Other	9	10	13	18	3	11	7

* **Main sample** – All eligible respondents, i.e. those who intend to stay abroad above one month

Socio-demographic profiles (4)

% <i>Bases:</i>		Total sample	Main Sample*	All potential emigrants	Long-term emigration		Short - term emigration	Tourist s/ guests
					Settlers	Labour emigrants		
		2500	664	520	196	91	234	144
Marital status	Married	59	45	42	44	27	47	54
	Single	27	43	46	43	61	42	35
	Divorced/Widowed	9	6	6	7	8	3	10
	Cohabitation	4	6	7	6	4	9	1
Household size	1 member	7	6	6	9	8	3	7
	2 members	21	16	14	12	9	17	24
	3 members	30	30	30	29	28	33	27
	4 members	29	32	31	32	38	27	35
	5 + members	13	16	19	19	17	20	8
Occupation	Worker	66	71	70	77	76	61	55
	Specialist	25	14	20	15	21	23	31
	Director/Manager	1	0	1	0	0	1	0
	Owner	6	10	7	8	3	6	7
	Liberal	1	5	1	0	0	3	4
	Other	1	1	2	0	0	5	2

* **Main sample** – All eligible respondents, i.e. those who intend to stay abroad above one month

Estimations of amount of the potential emigration stream

Estimations of the factual emigration stream

Methodological notes (1)

- ✓ Calculations of the factual amount of the emigration stream are based on the recent data for the population of Republic of Bulgaria coming from Bulgarian National Statistical Institute (published 16.06.2006). Accordingly to those data population of Republic of Bulgaria in the age group of 15 - 60 years old is 4987 thousand people. One percent of present survey's sample is equal to 49 870 people.
- ✓ There must be noticed that present survey measures attitudes and intentions which are not necessary going to be realized.
- ✓ Generally, the universe of potential emigrants who most likely will generate factual emigration stream was defined as including people who prefer to live and work abroad or people who declare wish to work or study abroad, and in the same time declare high possibility to stay abroad for *period above one year*.
- ✓ That preliminary universe size is equal to 5.6% of the total sample or about 277,3 thousand people of the Republic of Bulgaria's population in age between 15 and 60 years old. The "settlers" are 3.1% (56% of the potential emigrants) and "labour emigrants" – 2.5% (44% of the potential emigrants).

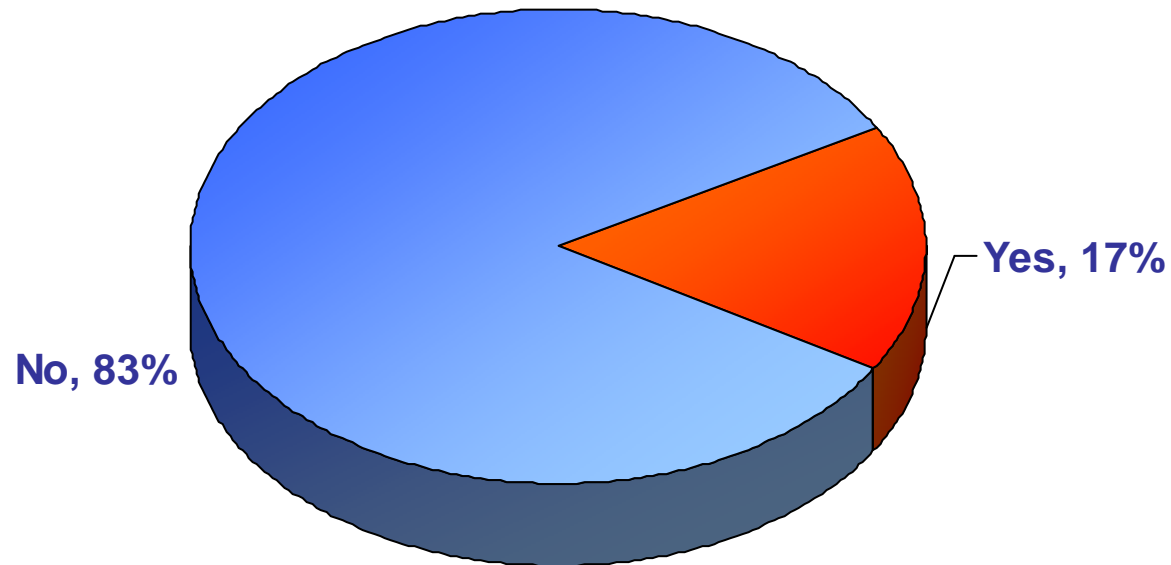
Estimations of the factual emigration stream

Methodological notes (2)

- ✓ After that, in order to receive veracious, factual results were defined several compulsory conditions which potential emigrants should fit to:
 - Presence of some kind of preparation of documents needed for departure
 - Appropriate age (not older than 30) for those who declare wish to study abroad
 - Indication of at least one country where the potential emigrant wish stay in
 - Indication of intended general (at least) economic sphere for those who declare intention to work abroad
 - Knowledge (in any degree) of foreign languages spoken in countries where respondents intend to stay in
 - Declared high possibility for departure within next 5 years
- ✓ Respondents who didn't satisfy corresponding conditions were additionally excluded from the "emigration universe"
- ✓ Finally, emigration universe was evaluated on about 1% of total sample or about 47 900 people.
- ✓ Intervals in estimations are based on standard deviation assumed of +/- 4.5%.

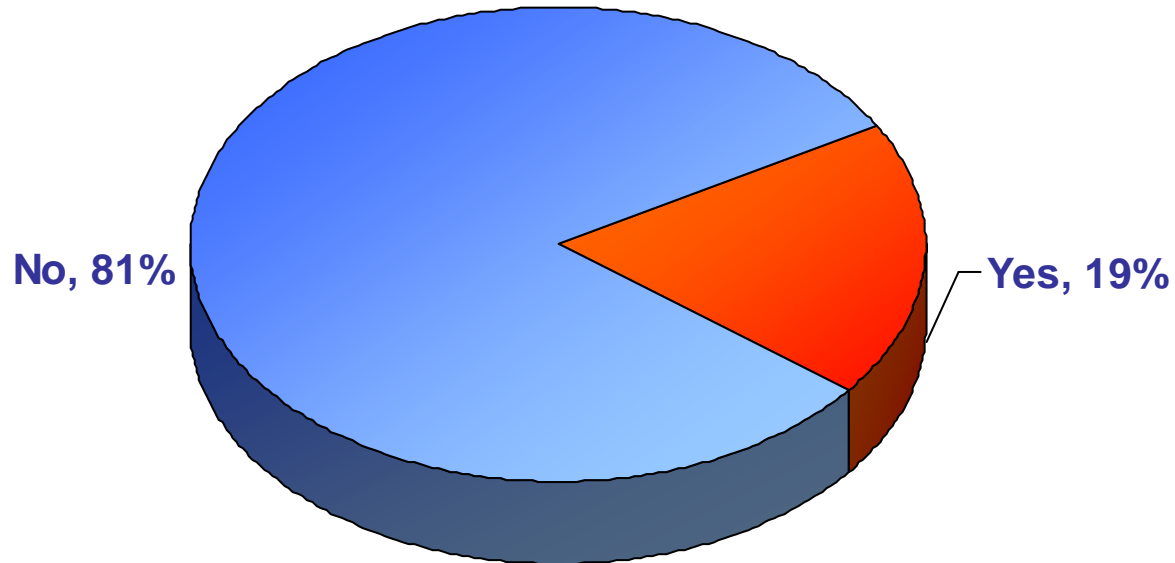
Presence of documents for departure preparation

Base: All who find likely to stay abroad above 1 month - 664




Presence of documents for departure preparation (Potential emigrants)

Base: All potential emigrants - 520



Presence of documents for departure preparation

(Main sample* vs. Potential emigrants)

	%	Bases:	<i>Main Sample*</i>	<i>All potential emigrants</i>	<i>Long-term emigration</i>		<i>Short-term emigration</i>
					Settlers	Labour emigrants	
			664	520	196	91	234
Yes			17	19		18	14
No			83	81	75	82	86

* *Main sample* – All eligible respondents, i.e. those who intend to stay abroad above one month

Level of documents' preparation for departure

Base: All who find likely to stay abroad more than 1 month and have started preparation of documents - 111

%	I have	I work to ensure of	I still have not
International passport	87	10	3
Contacts with foreign embassy (received information, documents, etc.)	34	23	43
Visa	20	22	57
Contacts with company-mediator who look for job abroad for you	23	14	63
An job permit or a labour contract with company abroad	12	24	64
Confirmation of reception in educational institution abroad	6	8	86
Participation in "green card" lottery (or other similar lottery)	10	2	89

Level of documents' preparation for departure (Potential emigrants)








Base: All potential emigrants who have started preparation of documents - 99

%	I have	I work to ensure of	I still have not
International passport	88	9	3
Contacts with foreign embassy (received information, documents, etc.)	34	26	40
Visa	21	25	54
Contacts with company-mediator who look for job abroad for you	22	16	62
An job permit or a labour contract with company abroad	14	27	59
Confirmation of reception in educational institution abroad	6	7	86
Participation in "green card" lottery (or other similar lottery)	9	2	89

Level of documents' preparation for departure**

(Main sample* vs. Potential emigrants)

! Caution – Low bases

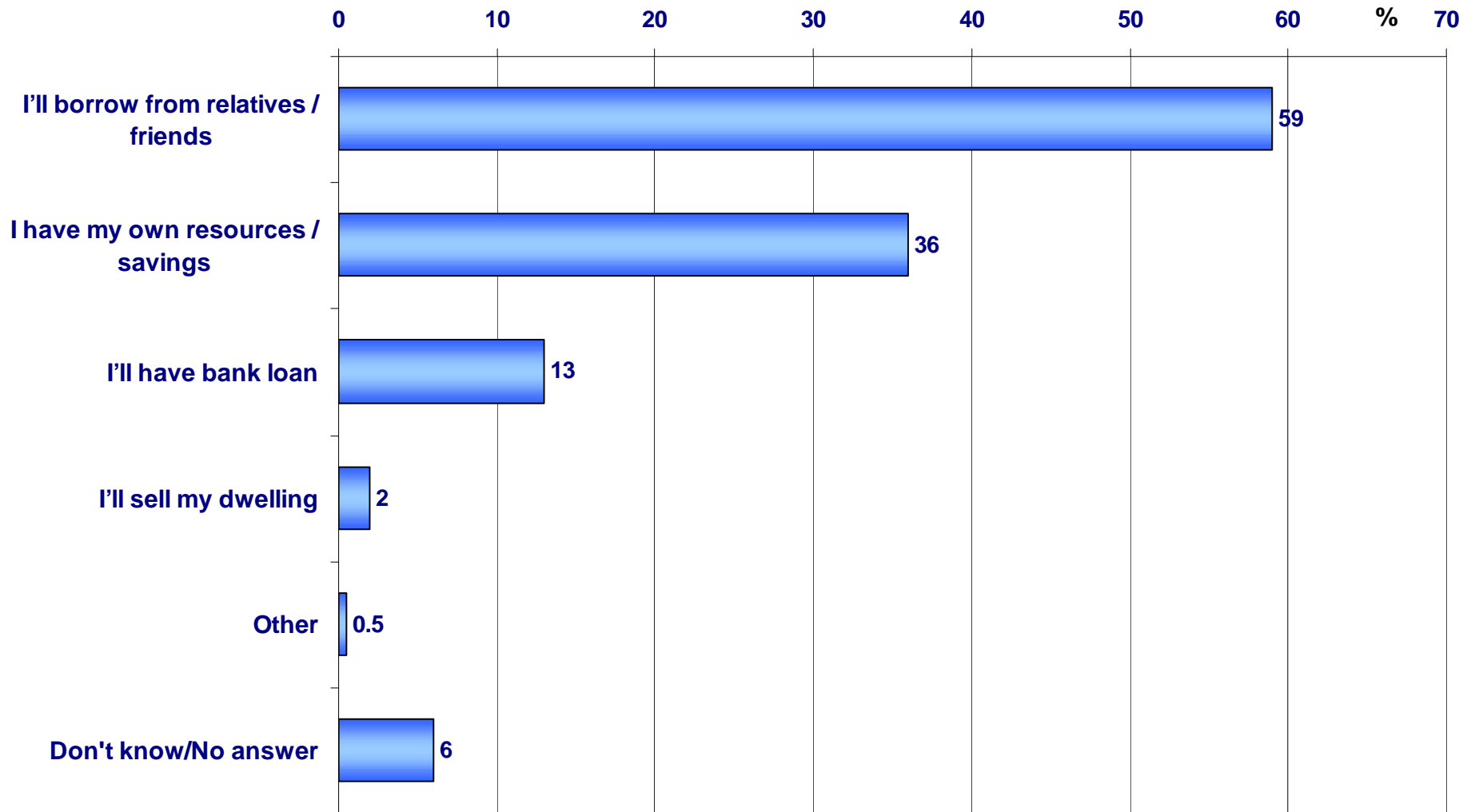
%	Main Sample*	All potential emigrants	Long-term emigration		Short-term emigration
			Settlers	Labour emigrants	
<i>Bases:</i>	111	99	50 !	17 !	33 !
International passport	87	88	89	70	
Contacts with foreign embassy	34	34	29		28
Visa	20	21		16	18
Contacts with company-mediator	23	22		0	22
An job permit or a labour contract with company abroad	12	14	15	0	
Confirmation of reception in educational institution abroad	6	6	4		5
Participation in "green card" lottery (or other similar lottery)	10	9		0	0

* **Main sample** – All eligible respondents, i.e. those who intend to stay abroad above one month

** Here are listed **only answers "I have"** of people who have started preparation of documents

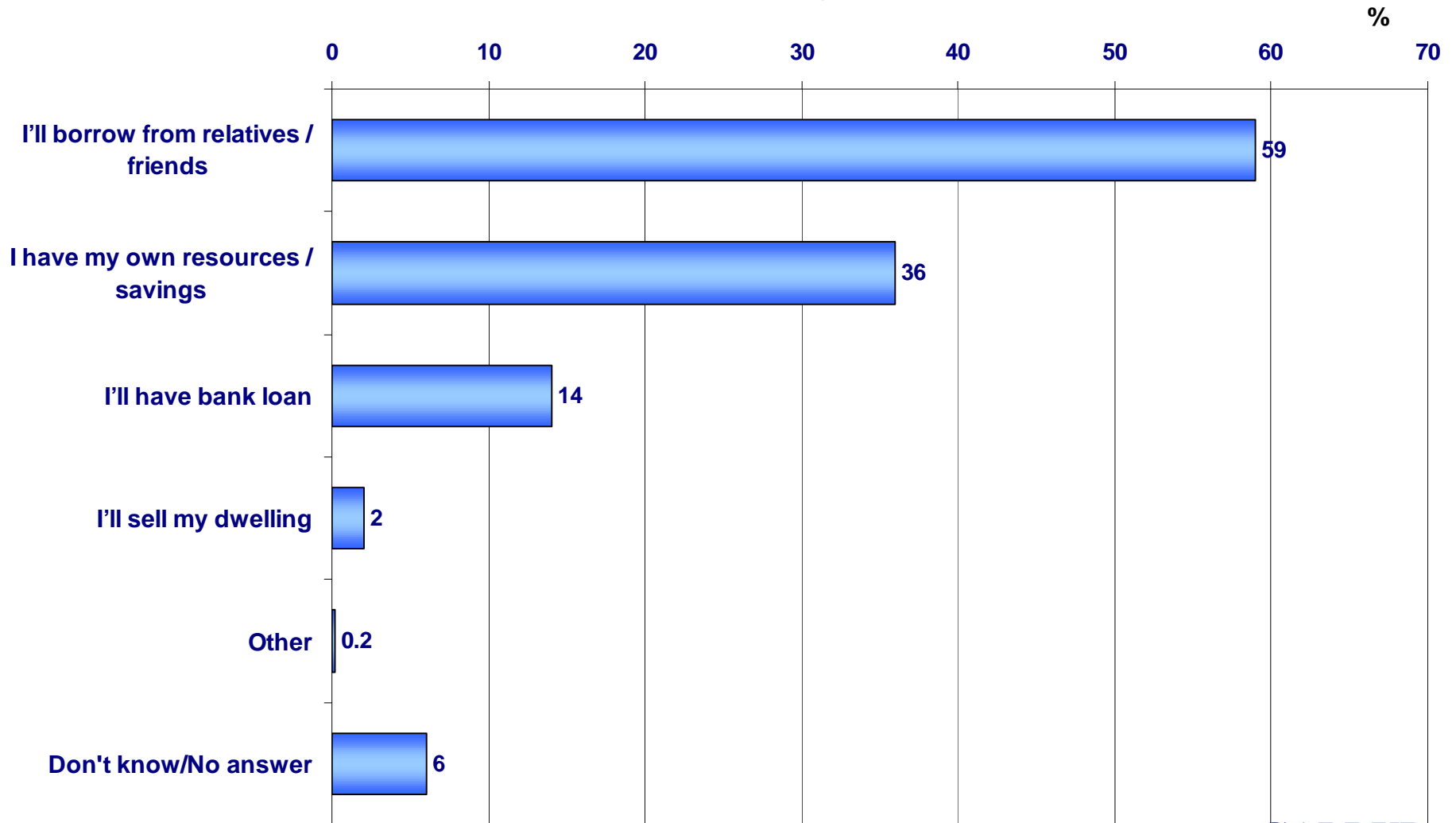
Main sources for financing of departure

Base: All who find likely to stay abroad above 1 month - 664



Main sources for financing of departure (Potential emigrants)

Base: All potential emigrants - 520



Main sources for financing of departure (Main sample* vs. Potential emigrants)

	%	<i>Main Sample*</i>	<i>All potential emigrants</i>		<i>Short-term emigration</i>
			<i>Long-term emigration</i>		
			Settlers	Labour emigrants	
<i>Bases:</i>		664	196	91	234
I'll borrow from relatives / friends	59	59	61	52	59
I have my own resources / savings	36	36	28	40	40
I'll have bank loan	13	14	11	9	11
I'll sell my dwelling	2	2	3	3	0
Other	*	*	0	2	0
Don't know/No answer	6	6	4	6	6

* **Main sample** – All eligible respondents, i.e. those who intend to stay abroad above one month

Estimations of the factual emigration stream (1)

<i>people</i>	<i>Total</i>	<i>Settlers</i>	<i>Labour emigrants</i>
Total	45 700 - 50 000	25 600 - 28 100	20 100 - 22 000
EU total	32 600 - 35 700	18 100 - 19 800	14 800 - 16 800
Spain	9 100 - 9 900	5 600 - 6 200	4 200 - 4 600
Germany	6 900 - 7 500	3 800 - 4 200	2 900 - 3 200
USA	5 200 - 5 700	2 200 - 2 400	3 100 - 3 400
Italy	4 200 - 4 600	2 500 - 2 700	670 - 720
Greece	3 500 - 3 900	2 700 - 3 000	1 800 - 1 900
UK	3 200 - 3 500	2 200 - 2 400	1 500 - 1 700
France	2 000 - 2 200	1 000 - 1 200	670 - 720
Turkey	1 800 - 2 000	1 000 - 1 200	400 - 500
Canada	1 100 - 1 300	900 - 1 000	400 - 500
Asia total (excl. Russia)	500 - 600	250 - 300	400 - 500
Ireland	up to 500	-	400 - 500
Norway	up to 500	-	400 - 500
Brasil	up to 500	-	400 - 500
Russia	up to 300	250 - 300	-
Austria	400 - 500	250 - 300	-
Australia	up to 300	250 - 300	-
Holland	250 - 300	250 - 300	-

*Rounded figures,
based on the first
mentioned
destination*

Estimations of the factual emigration stream (2)

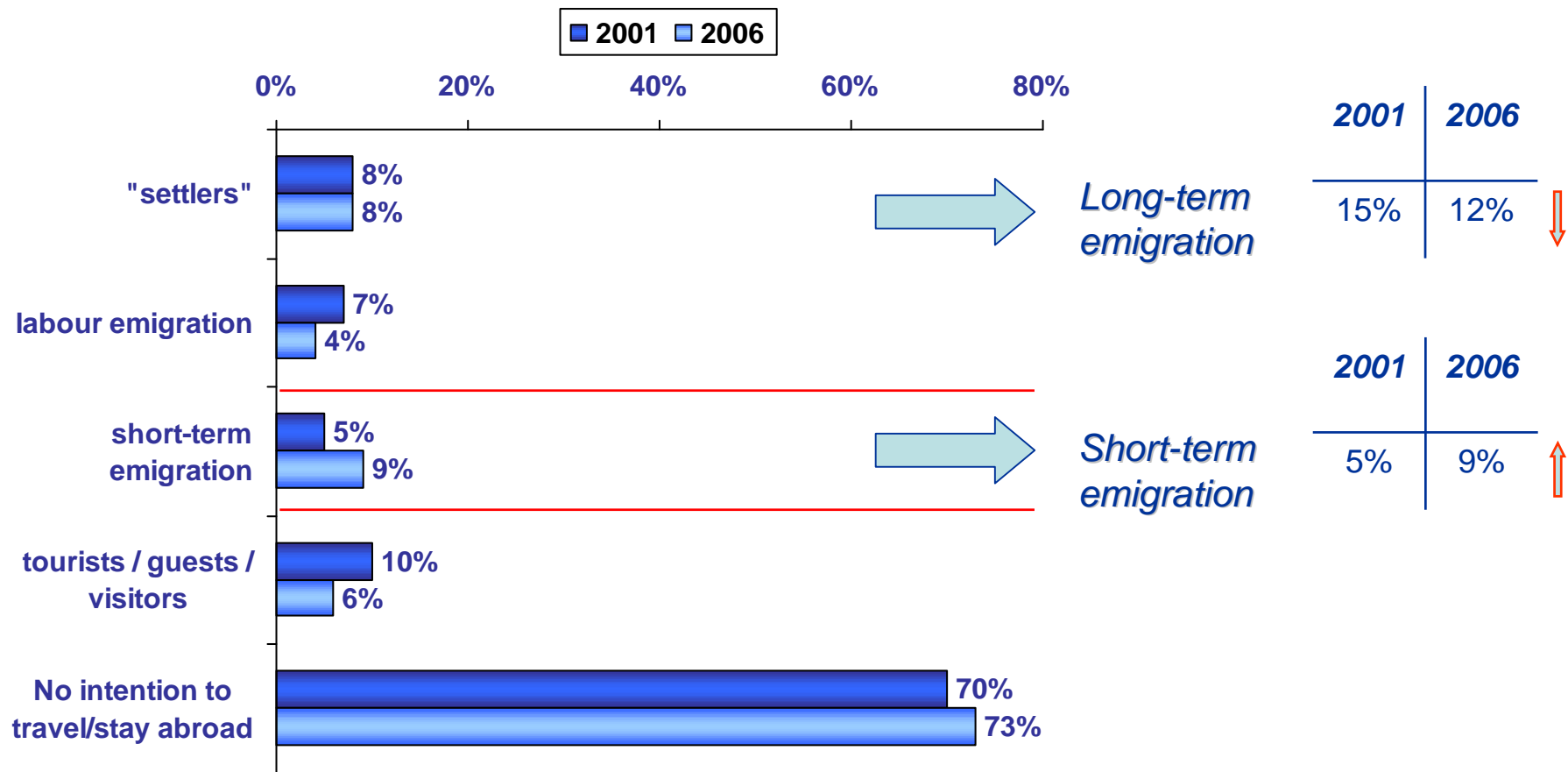
Total	45 700 - 50 000*
incl. labour emigrants	20 100 - 22 000
<u>labour emigrants in EU</u>	14 800 - 16 800
Within one year – total	12 300 - 13 500
incl. labour emigrants	5 400 - 5 900
<u>labour emigrants in EU</u>	4 000 - 4 400
Next 2–3 years – total	18 800 - 20 500
incl. labour emigrants	8 200 - 9 000
<u>labour emigrants in EU</u>	6 000 - 6 600
More distant future - total	14 700 - 16 100
incl. labour emigrants	6 400 - 7 000
<u>labour emigrants in EU</u>	4 700 - 5 200

* People. Rounded figures

Comparison 2001 - 2006

Overall situation – comparison 2001 – 2006 year

Base: All who find likely to stay abroad more than 1 month












Unchanged overall level of emigration attitudes/intentions (about 20%) and of people who have no any intentions to emigrate (about 80%).

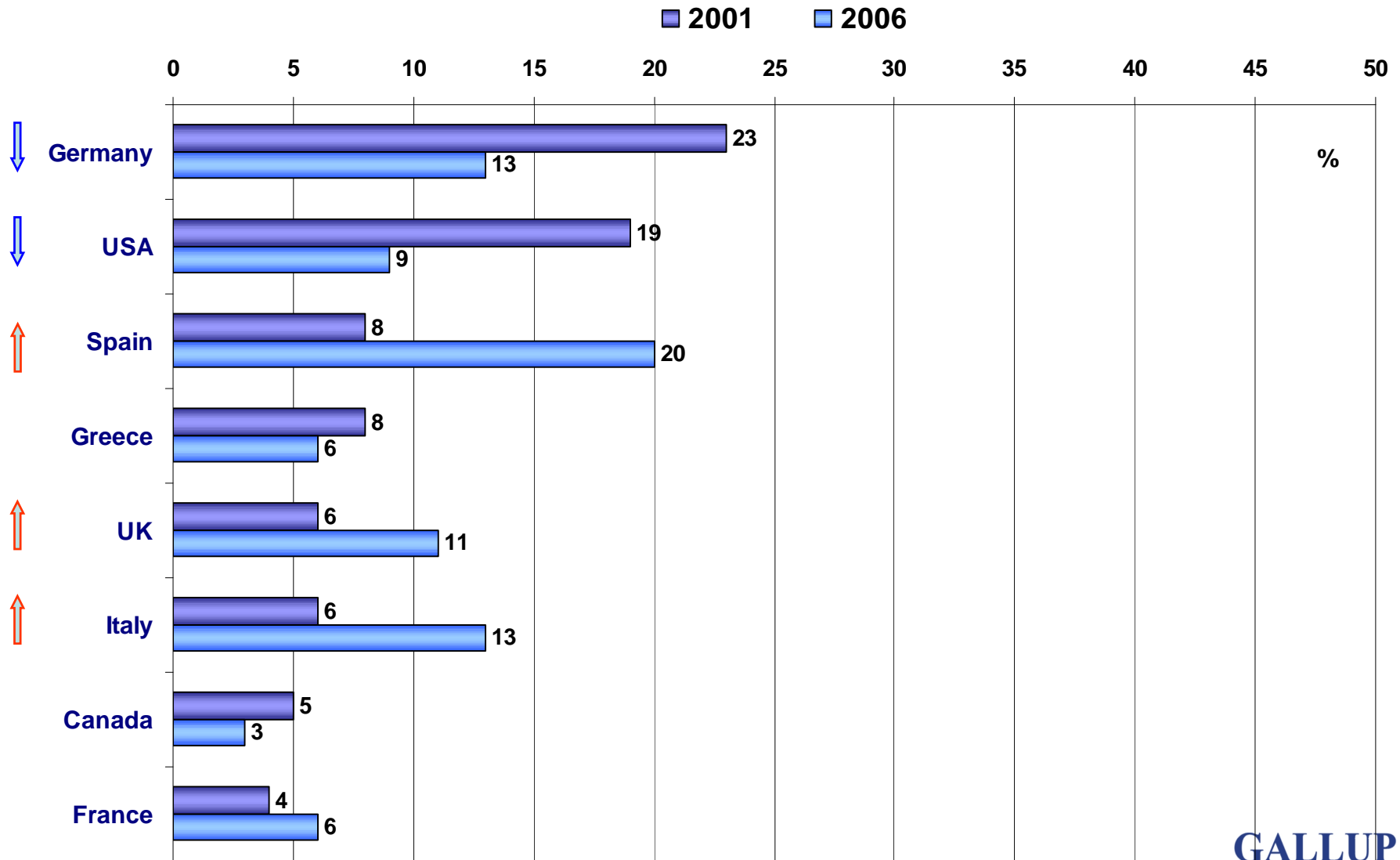
Decreasing of level of Long-term emigration group and especially within group of "labour emigration".

Increasing of level of Short-term emigration.

Socio-demographic profiles

%		<i>All potential emigrants</i>		<i>Long-term emigration</i>		<i>Long-term emigration</i>		<i>Short - term emigration</i>	
				Settlers		Labour emigrants			
		2001	2006	2001	2006	2001	2006	2001	2006
Gender	Male	61	56	57	55	65	57	60	56
	Female	39		43	45	35		40	44
Education	Higher	18	14	17	11	14	11	21	16
	Secondary	56	53	59	56	58	54	55	49
	Primary	26		24		28		24	
Ethnicity	Bulgarian	80	79	81	78	77		83	77
	Turk	12	10	13	9	12	4	10	
	Roma / gipsy	6	7	2		8	4	4	6
	Other	2	3	4	2	3	1	3	4

Most preferred destinations (Potential emigrants)



Estimations of the factual emigration stream

people	2001	2006
Total	48 900 - 61 100	45 700 - 50 000*
incl. labour emigrants	28 200 - 35 300	20 100 - 22 000
<u>labour emigrants in EU</u>	20 700 - 25 900	14 800 - 16 800
Within one year – total	12 500 - 15 700	12 300 - 13 500
incl. labour emigrants	7 400 - 9 300	5 400 - 5 900
<u>labour emigrants in EU</u>	5 500 - 6 800	4 000 - 4 400
Next 2–3 years – total	24 000 - 29 900	18 800 - 20 500
incl. labour emigrants	13 700 - 17 100	8 200 - 9 000
<u>labour emigrants in EU</u>	10 000 - 12 600	6 000 - 6 600
More distant future - total	12 400 - 15 500	14 700 - 16 100
incl. labour emigrants	7 100 - 8 900	6 400 - 7 000
<u>labour emigrants in EU</u>	5 200 - 6 500	4 700 - 5 200

Rounded figures

Summary of Main findings (1)

- ✓ *Overall level of emigration attitudes and intentions is unchanged in comparison with 2001 year, but there is change in the internal structure of emigration background.*
- ✓ *There is decrease in the share of Long-term emigrants and increase in the share of Short-term emigrants (in over 50%).*
- ✓ *Estimations of the expected factual emigration shows that around 48 000 people within Bulgarians between 15 and 60 years old have serious intentions and possibilities to work and stay abroad. That number is fairly lower than 2001 y. – it's around 13% decrease in absolute numbers.*

Summary of Main findings (2)

- ✓ *On spontaneous level, almost ¼ of respondents decl are some kind of emigration attitudes, but subsequent analysis shows that only minor part of them have strong intentions and real possibilities to travel, live or work abroad*
- ✓ *There are no very significant changes regarding socio-demographic characterizations of the potential emigrants in comparison with 2001 y.*
- ✓ *Still men prevail over women, but it should be noticed that share of women is increased, especially within group of “labour emigration”.*
- ✓ *Most of the potential emigrants are younger people (up to 40 years old) and mainly up to 30 years old.*

Summary of Main findings (3)

- ✓ *People with secondary education dominate within emigrants' universe, but there is increase within share of potential emigrants with lower education, due to strengthen presence of Roma.*
- ✓ *Increase of Roma's share is most visible in group of "settlers". Ethnic Bulgarians are more (in comparison with 2001) within group of "long-term labour emigrants" and it seems that they are lost some interest toward determinate setting up abroad as well as toward short-term emigration activities. Ethnic Turks seem lower interested toward long-term labour emigration, but seem more attracted toward short-term emigration.*
- ✓ *Most of the potential emigrants live in urban areas, especially in biggest cities, excluding Sofia. There is some increase of villagers' share within group of "short-term emigrants"*

Summary of Main findings (4)

- ✓ *About 34 000 people declare intention to work and live in European Union member-countries for more than one year.*
- ✓ *The most preferred destinations are Spain and Germany.*
- ✓ *There are some changes within potential emigrants' preferences. Some "traditional" destinations as North America (USA and Canada) are not so attractive already, as well as Germany (independently that Germany is still one of the top destinations). On other hand, there is increase in interest toward some European countries - Spain, UK , Italy.*

Summary of Main findings (5)

- ✓ *About ¼ of the potential emigrants plan to depart within one year, slightly over 40% - in 2-3 years after that (i.e. 2008-2010 year) and around 1/3 – in the more distant future.*
- ✓ *Decreasing of amount of emigrant stream in comparison with 2001 is bigger among those people who intend to depart within next 2–3 years, i.e. within people with strongest intention to leave.*
- ✓ *Dimensions of the declared emigration intentions and calculations of the expected factual emigration stream show that the Bulgarian emigrants are not imminent for EU labour market and for EU member-countries on overall.*